



## 137 competitors from 13 nations

68 Men

69 Women

49,64%

50,36%









| -60 kg | -81 kg | +81 kg | Men |
|--------|--------|--------|-----|
| 24     | 23     | 21     | 68  |

| -48 kg | -63 kg | +63 kg | Women |
|--------|--------|--------|-------|
| 22     | 23     | 24     | 69    |

| Continent   | AJU | JUA | EJU | OJU | PJC | OTH | Total |
|-------------|-----|-----|-----|-----|-----|-----|-------|
| Nations     |     |     | 13  |     |     |     | 13    |
| Competitors |     |     | 137 |     |     |     | 137   |

| Schedule     | Day 1 |
|--------------|-------|
| Date         | 2 Jul |
| Start        | 10:30 |
| End          | 16:30 |
| Finals start | 16:30 |
| Finals end   | 19:30 |



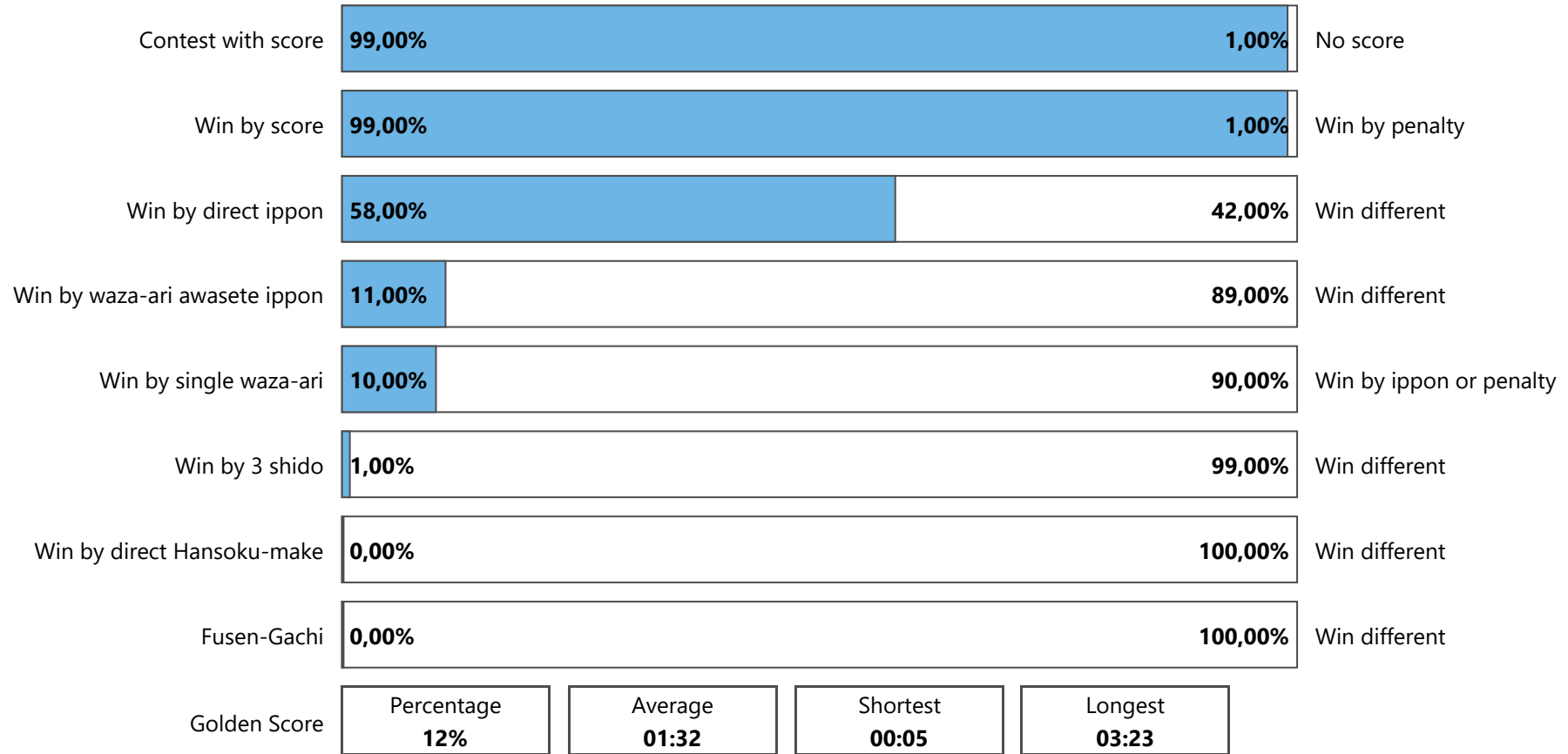
| Place | Country  |                                                                                         |
|-------|----------|-----------------------------------------------------------------------------------------|
| 1.    | France   | FRA  |
| 2.    | Ukraine  | UKR  |
| 3.    | Georgia  | GEO  |
| 3.    | Slovenia | SLO  |
| 5.    | Türkiye  | TUR  |
| 5.    | Austria  | AUT  |
| 7.    | Czechia  | CZE  |
| 7.    | Poland   | POL  |



# Statistics

Millennium Team European Judo Championships Cadets Mixed Teams Gran Canaria 2026, 2 Jul 2026

# Statistics





# Statistics

Millennium Team European Judo Championships Cadets Mixed Teams Gran Canaria 2026, 2 Jul 2026

# Statistics

|                                                      | -60   | -81  | +81   | M            | -48   | -63  | +63   | W            | Total        |
|------------------------------------------------------|-------|------|-------|--------------|-------|------|-------|--------------|--------------|
| Competitors                                          | 13    | 16   | 17    | <b>46</b>    | 15    | 17   | 18    | <b>50</b>    | <b>96</b>    |
| Contests                                             | 20    | 17   | 15    | <b>52</b>    | 18    | 18   | 16    | <b>52</b>    | <b>104</b>   |
| Wins by Score                                        | 20    | 17   | 15    | <b>52</b>    | 18    | 18   | 15    | <b>51</b>    | <b>103</b>   |
| Wins by Score %                                      | 100   | 100  | 100   | <b>100</b>   | 100   | 100  | 94    | <b>98,08</b> | <b>99</b>    |
| Wins by Penalty                                      | 0     | 0    | 0     | <b>0</b>     | 0     | 0    | 1     | <b>1</b>     | <b>1</b>     |
| Wins by Penalty %                                    | 0     | 0    | 0     | <b>0</b>     | 0     | 0    | 6     | <b>1,92</b>  | <b>1</b>     |
| Wins by direct Ippon %                               | 50    | 65   | 40    | <b>51,92</b> | 67    | 56   | 69    | <b>63,46</b> | <b>58</b>    |
| Wins by Waza-ari Awasete Ippon %                     | 0     | 0    | 13    | <b>3,85</b>  | 17    | 11   | 25    | <b>17,31</b> | <b>11</b>    |
| Wins by Waza-ari %                                   | 20    | 6    | 20    | <b>15,38</b> | 11    | 0    | 0     | <b>3,85</b>  | <b>10</b>    |
| Wins by Yuko %                                       | 30    | 29   | 27    | <b>28,85</b> | 6     | 33   | 0     | <b>13,46</b> | <b>21</b>    |
| Wins by 3 Shido for opponent %                       | 0     | 0    | 0     | <b>0</b>     | 0     | 0    | 6     | <b>1,92</b>  | <b>1</b>     |
| Wins by direct Hansoku-make %                        | 0     | 0    | 0     | <b>0</b>     | 0     | 0    | 0     | <b>0</b>     | <b>0</b>     |
| Double HSK %                                         | 0     | 0    | 0     | <b>0</b>     | 0     | 0    | 0     | <b>0</b>     | <b>0</b>     |
| All positive Scores (Yuko + Waza-ari + direct Ippon) | 25    | 25   | 19    | <b>69</b>    | 25    | 36   | 25    | <b>86</b>    | <b>155</b>   |
| Average Scores per contests                          | 0     | 0    | 0     | <b>1,33</b>  | 0     | 0    | 6     | <b>1,65</b>  | <b>1</b>     |
| Contests with score %                                | 100   | 100  | 100   | <b>100</b>   | 100   | 100  | 94    | <b>98,08</b> | <b>99</b>    |
| All penalties (Shido + HSK)                          | 21    | 14   | 11    | <b>46</b>    | 5     | 3    | 12    | <b>20</b>    | <b>66</b>    |
| Average penalty per contest                          | 1,05  | 0,82 | 0,73  | <b>0,88</b>  | 0,28  | 0,17 | 0,75  | <b>0,38</b>  | <b>0,63</b>  |
| Contests with only penalty %                         | 0     | 0    | 0     | <b>0</b>     | 0     | 0    | 6     | <b>1,92</b>  | <b>1</b>     |
| Number of Osae-komi (Absolute)                       | 6     | 6    | 6     | <b>18</b>    | 6     | 5    | 8     | <b>19</b>    | <b>37</b>    |
| Osae-komi no score %                                 | 50,0  | 50,0 | 33,33 | <b>44,44</b> | 16,67 | 20,0 | 0     | <b>10,53</b> | <b>27,03</b> |
| Osae-komi Yuko %                                     | 33,33 | 50,0 | 33,33 | <b>13,46</b> | 0     | 20,0 | 12,50 | <b>3,85</b>  | <b>24,32</b> |
| Osae-komi Waza-ari %                                 | 0     | 0    | 16,67 | <b>1,92</b>  | 50,0  | 40,0 | 50,0  | <b>17,31</b> | <b>27,03</b> |
| Osae-komi Ippon %                                    | 16,67 | 0    | 16,67 | <b>3,85</b>  | 33,33 | 20,0 | 37,50 | <b>11,54</b> | <b>21,62</b> |
| Direct Hansoku-make                                  | 0     | 0    | 0     | <b>0</b>     | 0     | 0    | 0     | <b>0</b>     | <b>0</b>     |
| Fusen-gachi                                          | 0     | 0    | 0     | <b>0</b>     | 0     | 0    | 0     | <b>0</b>     | <b>0</b>     |
| Doctor call                                          | 0     | 0    | 0     | <b>0</b>     | 0     | 0    | 0     | <b>0</b>     | <b>0</b>     |
| Golden Score %                                       | 20    | 12   | 20    | <b>17,31</b> | 6     | 11   | 6     | <b>7,69</b>  | <b>12</b>    |
| Golden Score Duration AVG                            | 95,75 | 98,5 | 84,33 | <b>92,56</b> | 203   | 34   | 101   | <b>93</b>    | <b>92,69</b> |
| Golden Score Duration MAX                            | 165   | 192  | 197   | <b>197</b>   | 203   | 55   | 101   | <b>203</b>   | <b>203</b>   |



# Nations Overview

Millennium Team European Judo Championships Cadets Mixed Teams Gran Canaria 2026, 2 Jul 2026

# Nations Overview

|     |  |     | -60        | -81 | +81 | M  | -48 | -63 | +63 | W  | Total | Ref | D |    |
|-----|--|-----|------------|-----|-----|----|-----|-----|-----|----|-------|-----|---|----|
| 1.  |  | AUT | Austria    | 2   | 1   | 1  | 4   | 2   | 2   | 2  | 6     | 10  | 0 | 5  |
| 2.  |  | AZE | Azerbaijan | 2   | 2   | 2  | 6   | 2   | 1   | 2  | 5     | 11  | 0 | 4  |
| 3.  |  | BUL | Bulgaria   | 2   | 2   | 1  | 5   | 1   | 1   | 1  | 3     | 8   | 1 | 3  |
| 4.  |  | CZE | Czechia    | 1   | 1   | 2  | 4   | 1   | 2   | 2  | 5     | 9   | 0 | 3  |
| 5.  |  | ESP | Spain      | 2   | 2   | 2  | 6   | 2   | 2   | 2  | 6     | 12  | 2 | 3  |
| 6.  |  | FRA | France     | 2   | 2   | 2  | 6   | 2   | 2   | 2  | 6     | 12  | 1 | 4  |
| 7.  |  | GEO | Georgia    | 2   | 2   | 2  | 6   | 1   | 2   | 2  | 5     | 11  | 0 | 5  |
| 8.  |  | GER | Germany    | 2   | 2   | 2  | 6   | 2   | 2   | 2  | 6     | 12  | 1 | 4  |
| 9.  |  | GRE | Greece     | 2   | 2   | 2  | 6   | 2   | 2   | 2  | 6     | 12  | 0 | 3  |
| 10. |  | POL | Poland     | 2   | 2   | 2  | 6   | 2   | 2   | 2  | 6     | 12  | 1 | 2  |
| 11. |  | SLO | Slovenia   | 1   | 2   | 2  | 5   | 1   | 2   | 1  | 4     | 9   | 0 | 4  |
| 12. |  | TUR | Türkiye    | 2   | 1   |    | 3   | 2   | 2   | 2  | 6     | 9   | 1 | 3  |
| 13. |  | UKR | Ukraine    | 2   | 2   | 1  | 5   | 2   | 1   | 2  | 5     | 10  | 0 | 3  |
|     |  |     |            | 24  | 23  | 21 | 68  | 22  | 23  | 24 | 69    | 137 | 7 | 46 |

Total: 137 competitors from 13 countries and 1 continents



-81 +63 +81 -48 -60 -63

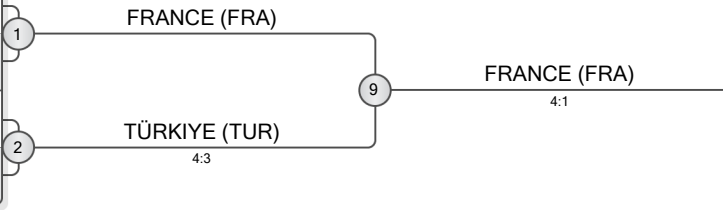
+63 +81 -48 -60 -63 -81

+81 -48 -60 -63 -81 +63

-48 -60 -63 -81 +63 +81

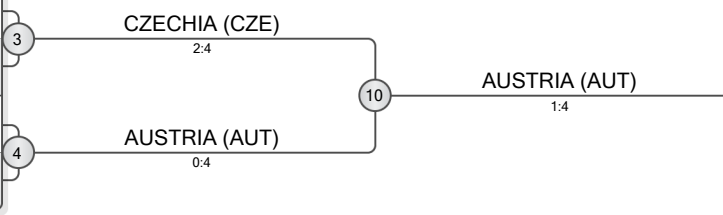
**POOL A**

|  |         |     |
|--|---------|-----|
|  | FRANCE  | FRA |
|  | TÜRKIYE | TUR |
|  | SPAIN   | ESP |



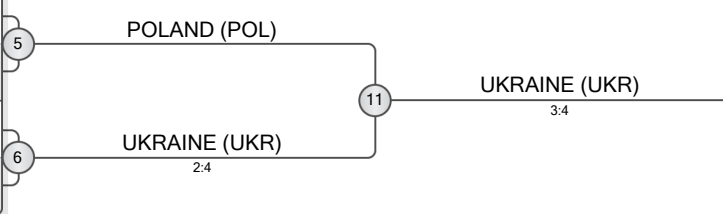
**POOL B**

|  |            |     |
|--|------------|-----|
|  | AZERBAIJAN | AZE |
|  | CZECHIA    | CZE |
|  | GREECE     | GRE |
|  | AUSTRIA    | AUT |



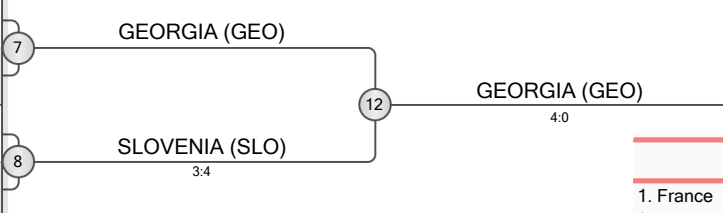
**POOL C**

|  |         |     |
|--|---------|-----|
|  | POLAND  | POL |
|  | GERMANY | GER |
|  | UKRAINE | UKR |



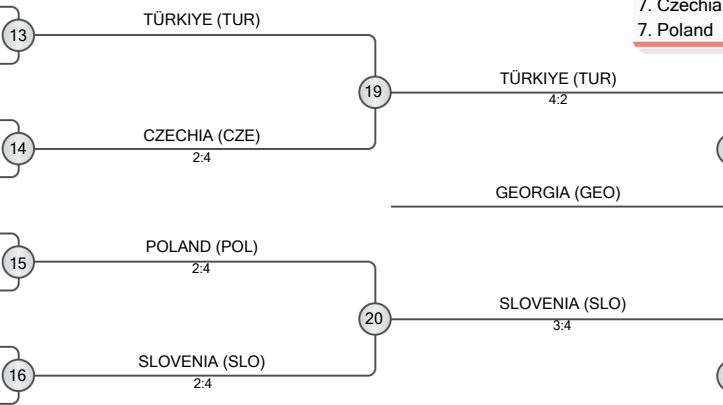
**POOL D**

|  |          |     |
|--|----------|-----|
|  | GEORGIA  | GEO |
|  | BULGARIA | BUL |
|  | SLOVENIA | SLO |



**REPECHAGE**

|                |    |
|----------------|----|
| TÜRKIYE (TUR)  | 13 |
| GREECE (GRE)   | 14 |
| CZECHIA (CZE)  | 14 |
| GERMANY (GER)  | 15 |
| POLAND (POL)   | 15 |
| SLOVENIA (SLO) | 16 |



+63 +81 -48 -60 -63 -81

+81 -48 -60 -63 -81 +63

-48 -60 -63 -81 +63 +81

| FINAL RESULTS |     |  |
|---------------|-----|--|
| 1. France     | FRA |  |
| 2. Ukraine    | UKR |  |
| 3. Georgia    | GEO |  |
| 3. Slovenia   | SLO |  |
| 5. Türkiye    | TUR |  |
| 5. Austria    | AUT |  |
| 7. Czechia    | CZE |  |
| 7. Poland     | POL |  |

