



158 competitors from 15 nations

80 Men

78 Women











-73 kg	-90 kg	+90 kg	Men
27	28	25	80

-57 kg	-70 kg	+70 kg	Women
25	27	26	78

Continent	AJU	JUA	EJU	OJU	PJC	Total
Nations		6	8		1	15
Competitors		64	83		11	158

Schedule	Day 1
Date	8 Oct
Start	11:30
Finals	16:00



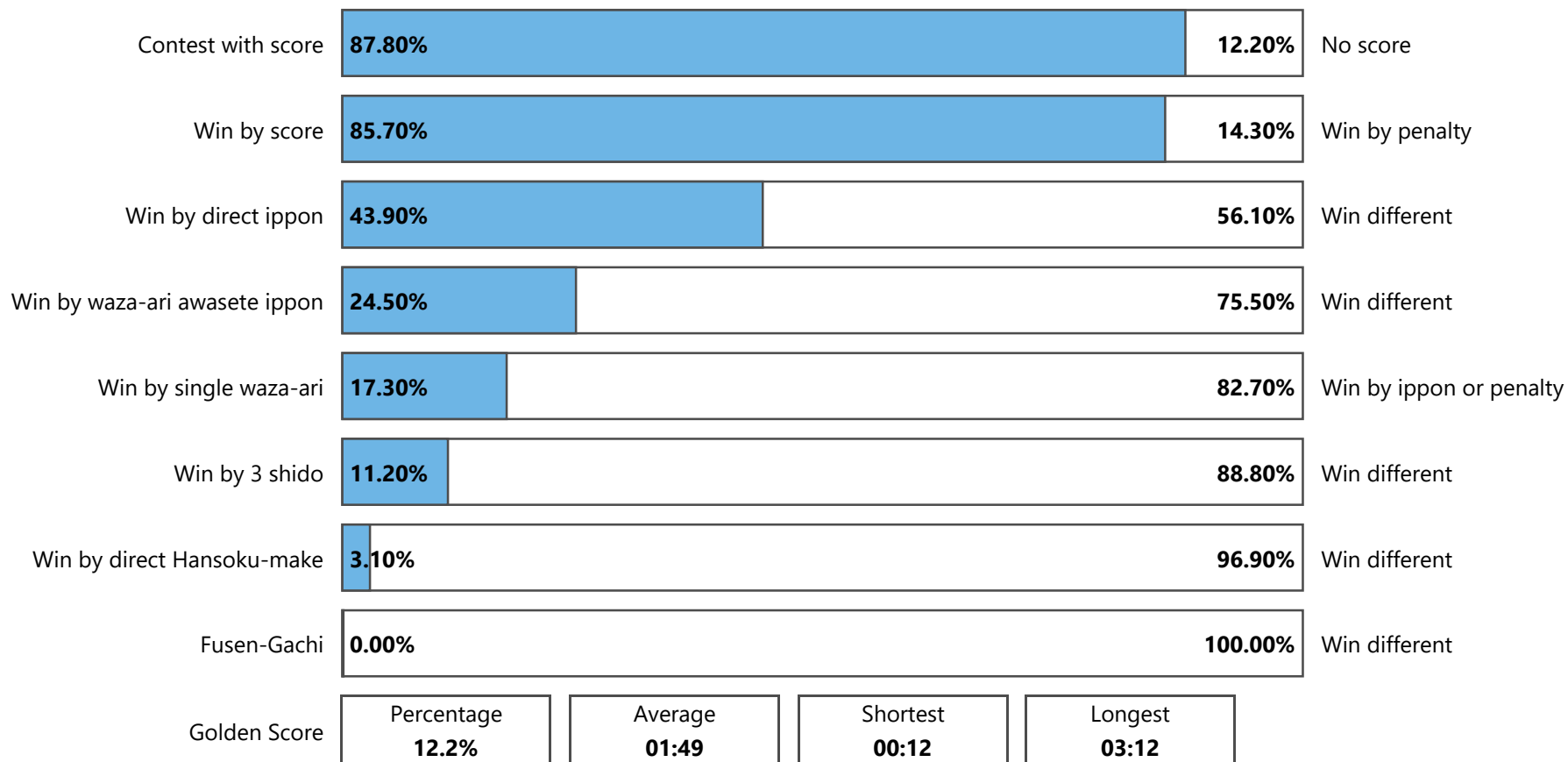
Place	Country	
1.	Japan	JPN 
2.	France	FRA 
3.	Brazil	BRA 
3.	Portugal	POR 
5.	Azerbaijan	AZE 
5.	Uzbekistan	UZB 
7.	Netherlands	NED 
7.	Kazakhstan	KAZ 



Statistics

Odivelas World Championships Juniors Mixed Teams 2023, 8 Oct 2023

Statistics





Statistics

Odivelas World Championships Juniors Mixed Teams 2023, 8 Oct 2023

Statistics

	-73	-90	+90	M	-57	-70	+70	W	Total
Competitors	20	20	18	58	17	18	19	54	112
Contests	18	17	15	50	17	18	13	48	98
Contests with score	14	16	11	41	17	17	11	45	86
Contests with score %	77.8%	94.1%	73.3%	82%	100%	94.4%	84.6%	93.8%	87.8%
Wins by Score	14	16	10	40	17	17	10	44	84
Wins by Score %	77.8%	94.1%	66.7%	80%	100%	94.4%	76.9%	91.7%	85.7%
Wins by direct Ippon	6	7	8	21	6	10	6	22	43
Wins by direct Ippon %	33.3%	41.2%	53.3%	42%	35.3%	55.6%	46.2%	45.8%	43.9%
Wins by Waza-ari Awasete Ippon	2	8	2	12	2	6	4	12	24
Wins by Waza-ari Awasete Ippon %	11.1%	47.1%	13.3%	24%	11.8%	33.3%	30.8%	25%	24.5%
Wins by single Waza-ari	6	1		7	9	1		10	17
Wins by single Waza-ari %	33.3%	5.9%	0%	14%	52.9%	5.6%	0%	20.8%	17.3%
Wins by 3 Shido for opponent	3	1	4	8		1	2	3	11
Wins by 3 Shido for opponent %	16.7%	5.9%	26.7%	16%	0%	5.6%	15.4%	6.2%	11.2%
Direct Hansoku-make	1		1	2			1	1	3
Wins by direct Hansoku-make %	5.6%	0%	6.7%	4%	0%	0%	7.7%	2.1%	3.1%
Fusen-gachi									
Fusen-gachi %	0%	0%	0%	0%	0%	0%	0%	0%	0%
All positive Scores (Waza-ari + direct Ippon)	17	33	15	65	23	25	17	65	130
Average Scores per contests	0.9	1.9	1	1.27	1.4	1.4	1.3	1.37	1.32
All penalties (Shido + HSK)	31	21	29	81	28	21	21	70	151
Average penalty per contest	1.7	1.2	1.9	1.6	1.6	1.2	1.6	1.47	1.53
Golden Score	5	3		8	3		1	4	12
Golden Score %	27.8%	17.6%	0%	16%	17.6%	0%	7.7%	8.3%	12.2%
Osae-komi									
Osae-komi %	0%	0%	0%	0%	0%	0%	0%	0%	0%
Wins by Penalty	4	1	5	10		1	3	4	14



Nations Overview

Odivelas World Championships Juniors Mixed Teams 2023, 8 Oct 2023

Nations

Overview

			-73	-90	+90	M	-57	-70	+70	W	Total	D	
1.		AZE	Azerbaijan	2	2	2	6	2	1	2	5	11	2
2.		BRA	Brazil	2	2	1	5	2	2	2	6	11	2
3.		FRA	France	2	2	2	6	2	2	2	6	12	2
4.		GEO	Georgia	2	2	2	6	1	2	1	4	10	2
5.		GER	Germany	2	2	2	6	2	2	2	6	12	2
6.		HUN	Hungary	2	2	1	5	2	2	1	5	10	2
7.		IND	India	1	1	1	3	1	1	1	3	6	2
8.		JPN	Japan	2	2	2	6	2	2	2	6	12	2
9.		KAZ	Kazakhstan	2	2	2	6	2	2	2	6	12	2
10.		KOR	Republic of Korea	2	2	2	6	2	2	2	6	12	2
11.		MGL	Mongolia	1	2	2	5	1	2	2	5	10	1
12.		NED	Netherlands	1	2	1	4	1	2	2	5	9	2
13.		POR	Portugal	2	2	1	5	1	2	2	5	10	2
14.		TUR	Türkiye	2	1	2	5	2	1	1	4	9	2
15.		UZB	Uzbekistan	2	2	2	6	2	2	2	6	12	2
				27	28	25	80	25	27	26	78	158	29



Odivelas World Championships Juniors Mixed Teams 2023

mixed-teams

Portugal, Odivelas, 8 Oct 2023

(15)

+70 +90 -57 -73 -70 -90

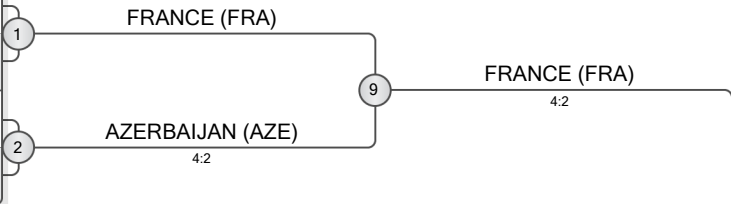
+90 -57 -73 -70 -90 +70

-57 -73 -70 -90 +70 +90

-73 -70 -90 +70 +90 -57

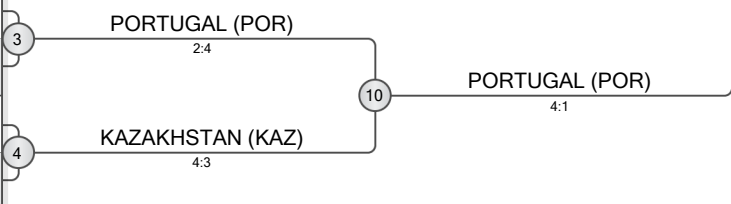
POOL A

	FRANCE	FRA
	AZERBAIJAN	AZE
	INDIA	IND



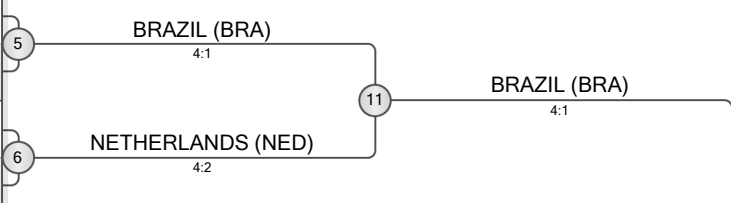
POOL B

	GERMANY	GER
	PORTUGAL	POR
	KAZAKHSTAN	KAZ
	REPUBLIC OF KOREA	KOR



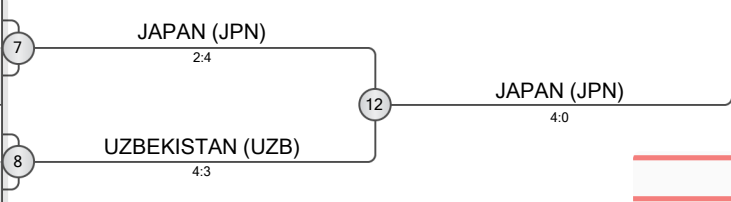
POOL C

	BRAZIL	BRA
	HUNGARY	HUN
	NETHERLANDS	NED
	MONGOLIA	MGL



POOL D

	TÜRKIYE	TUR
	JAPAN	JPN
	UZBEKISTAN	UZB
	GEORGIA	GEO

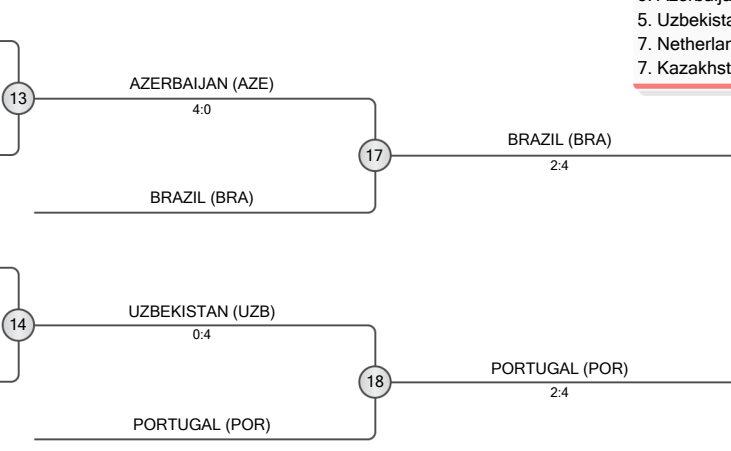


-57 -73 -70 -90 +70 +90

-73 -70 -90 +70 +90 -57

REPECHAGE

AZERBAIJAN (AZE)	13
KAZAKHSTAN (KAZ)	13
NETHERLANDS (NED)	14
UZBEKISTAN (UZB)	14



FINAL RESULTS		
1. Japan	JPN	
2. France	FRA	
3. Brazil	BRA	
3. Portugal	POR	
5. Azerbaijan	AZE	
5. Uzbekistan	UZB	
7. Netherlands	NED	
7. Kazakhstan	KAZ	

