



IJF

TECHNICAL SEMINAR

ISTANBUL • TÜRKIYE
14 • 15 DECEMBER 2024





IJF TECHNICAL SEMINAR • ISTANBUL • TÜRKIYE • 2024



Sport Commission

Analysis and insights from national federations following the
2024 Olympic Cycle



IJF TECHNICAL SEMINAR • ISTANBUL • TÜRKIYE • 2024



OLYMPIC GAMES

PARIS 2024



OLYMPIC GAMES PARIS 2024

5 CONTINENTS









122 NATIONS

378 COMPETITORS (186 WOMEN, 192 MEN)



Medals were awarded to athletes from 26 different nations at Paris 2024

Medal Ranking

			
1.  Japan	3	1	3
2.  Azerbaijan	2	0	0
3.  France	1	2	6
4.  Georgia	1	2	0
5.  Brazil	1	1	1

MORE

[Medal ranking](#)





OLYMPIC GAMES PARIS 2024




Olympic Qualification

Two (2) Years of Qualification for Paris 2024

- Direct quota places: 238
- Continental quota places: 100
- Universality places (Wild Cards): 15 places
- Host country places: 14 places
- IOC Refugee Olympic Team: 6 places
- Mixed Team event invitation places: 5 places


Athletes with the highest-ranking points qualifying directly

[DEGUCHI Christa](#)

 Canada

9690 points

[HEYDAROV Hidayat](#)

 Azerbaijan

8798 points

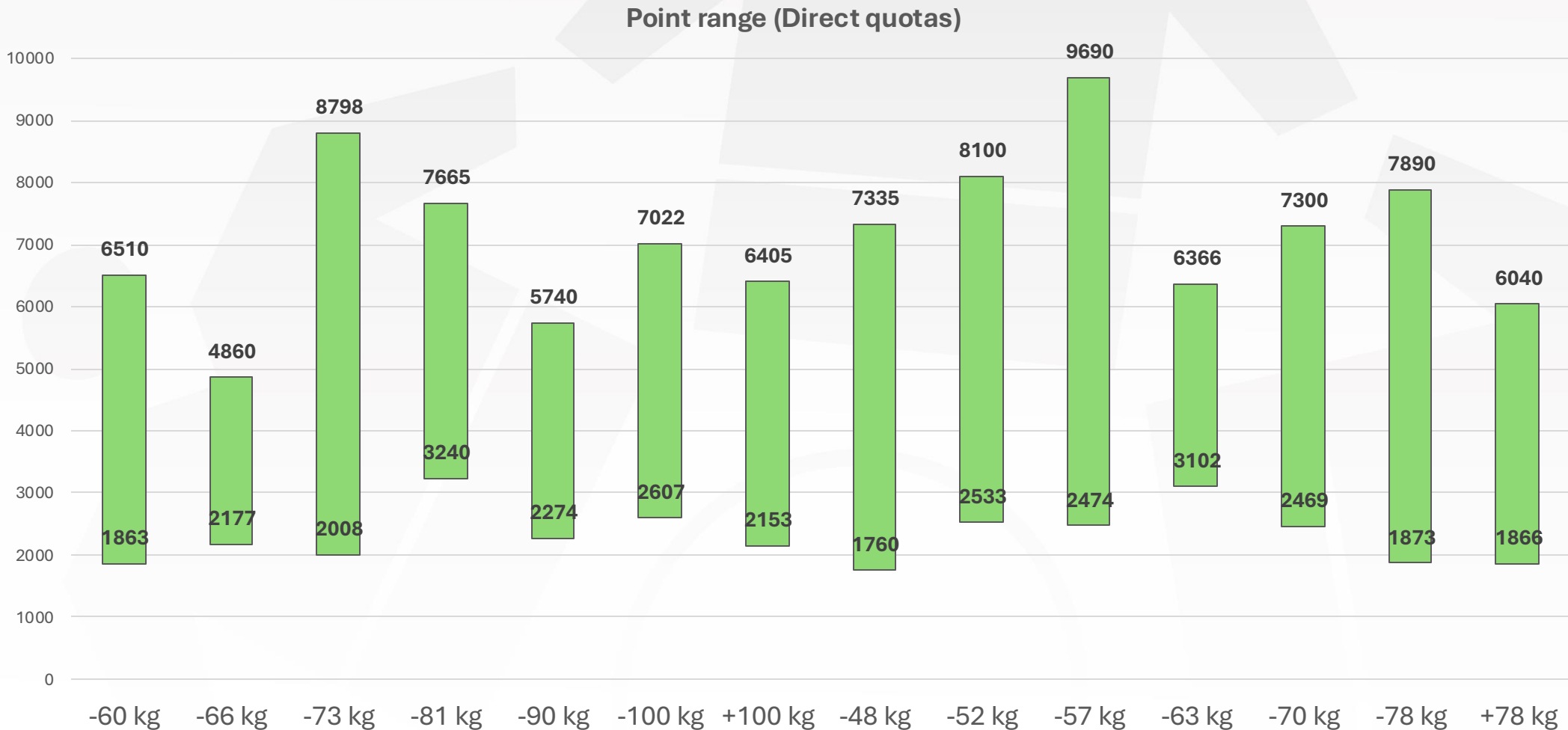




OLYMPIC GAMES PARIS 2024



Highest and lowest ranking points for direct qualification by weight category

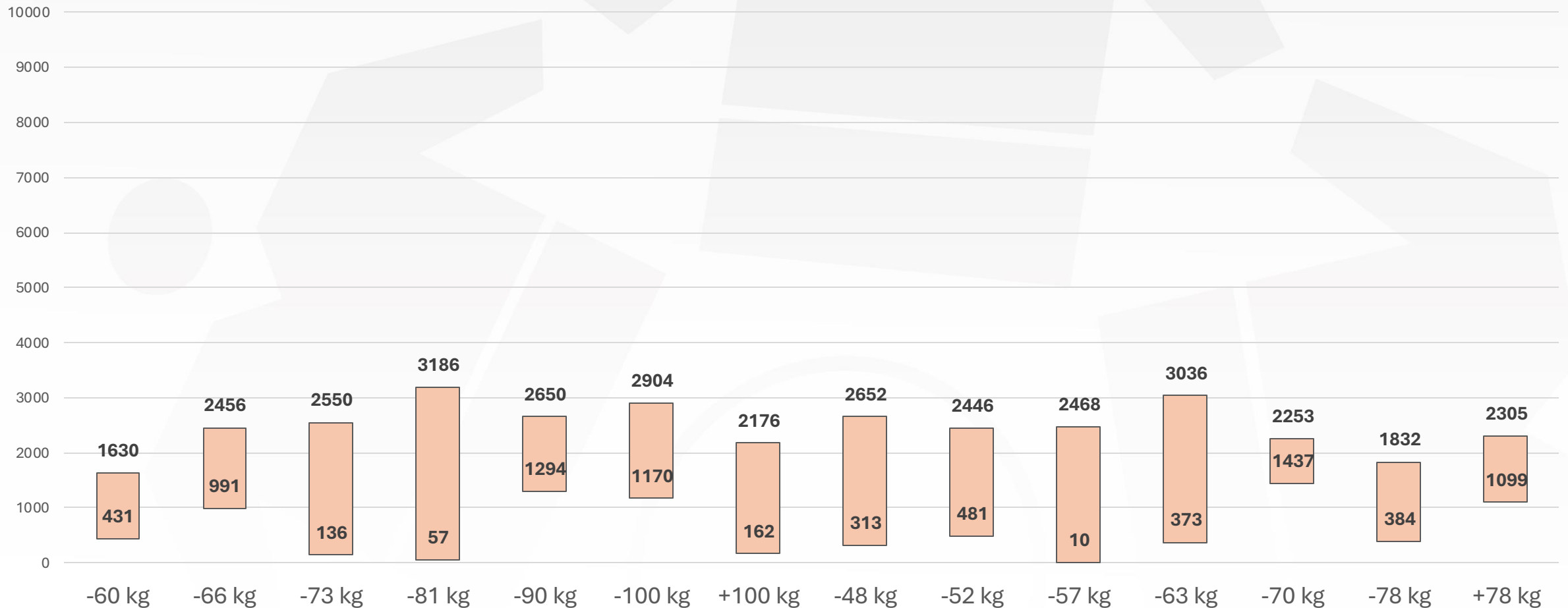




OLYMPIC GAMES PARIS 2024

Highest and lowest ranking points for continental qualification by weight category

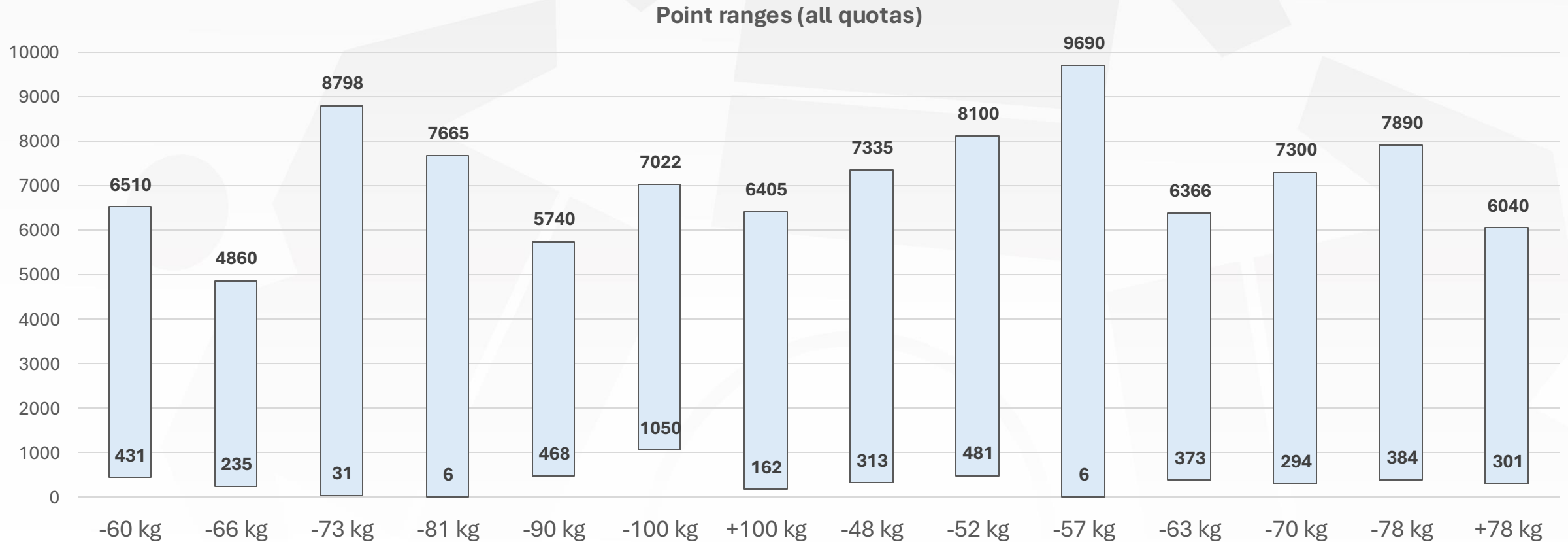
Point range (Continental quotas)





OLYMPIC GAMES PARIS 2024

Highest and lowest ranking points for all qualified athletes by weight category





CONTINENTAL QUOTA PLACES



Continent	Quota Places Men	Quota Places Women	Quota Places Total
Africa	12	12	24
Europe	13	12	25
Asia	10	10	20
Oceania	5	5	10
Pan America	10	11	21
Total	50	50	100





CONTINENTAL QUOTA PLACES



Lowest ranked athletes qualified with continental quotas by continent

	AJU				EJU			
	M		W		M		W	
Last -4	991	ANG	1178	CAF	2378	SWE	1643	AUT
Last -3	875	GBS	1108	GAB	2338	BUL	1600	BIH
Last -2	725	DJI	892	BDI	2324	ROU	1525	DEN
Last -1	705	COD	481	MOZ	2311	MDA	1461	ITA
Last	504	BEN	384	KEN	2300	SRB	1099	UKR

	JUA				OJU				PjC			
	M		W		M		W		M		W	
Last -4	2132	LBN	827	INA					939	JAM	1656	ECU
Last -3	2049	KGZ	743	HKG	1630	AUS			731	URU	1453	ARG
Last -2	1968	UAE	373	PHI	162	FIJ	1832	NZL	519	ESA	1171	PAN
Last -1	1850	TJK	313	VIE	136	SAM	239	GUM	431	CRC	707	PAR
Last	968	THA	208	NEP	57	VAN	10	KIR	207	HAI	619	GUA



NUMBER OF ATHLETES PER CONTINENT



	-48 kg	-52 kg	-57 kg	-63 kg	-70 kg	-78 kg	+78 kg	Total
AJU	3	3	3	2	2	3	2	18
EJU	13	11	12	16	17	11	11	91
JUA	10	7	8	5	3	5	6	44
OJU	0	0	2	1	1	1	1	6
PJC	5	5	3	5	1	2	5	26
	-60 kg	-66 kg	-73 kg	-81 kg	-90 kg	-100 kg	+100 kg	Total
AJU	3	3	5	2	2	0	3	18
EJU	10	12	13	13	16	15	11	90
JUA	6	9	7	10	6	6	6	50
OJU	1	0	1	1	0	0	1	4
PJC	4	2	4	4	4	3	2	23



OLYMPIC GAMES PARIS 2024 MIXED TEAMS



- IOC – No Limit on the number of mixed teams.
- From the previous Games to Paris 2024, athletes who qualified for the individual competition can take part in the mixed team competition, up to a maximum of seven (7) women and seven (7) men. All athletes participating in the medallist team will be awarded a medal.

OLYMPIC GAMES PARIS 2024 MIXED TEAMS

- 3 CONTINENTS
- 18 NATIONS + EOR
- 181 COMPETITORS
(88 WOMEN, 93 MEN)










MIXED TEAM EVENT INVITATION PLACES



Athletes who received an invitation for the mixed team event were automatically qualified to compete in both the individual and mixed team events at the Olympic Games.

5 countries currently **qualified** for team competition with **team invitation**

 Georgia ▶	✓W-57	✓W-70	✓W+70	✓M-73	✓M-90	✓M+90
 Kazakhstan ▶	✓W-57	✓W-70	✓W+70	✓M-73	✓M-90	✓M+90
 Austria ▶	✓W-57	✓W-70	✓W+70	✓M-73	✓M-90	✓M+90
 Hungary ▶	✓W-57	✓W-70	✓W+70	✓M-73	✓M-90	✓M+90
 Canada ▶	✓W-57	✓W-70	✓W+70	✓M-73	✓M-90	✓M+90

GEO: ASKILASHVILI Eter

KAZ: KUYULOVA Esmigul

AUT: GASSNER Samuel (Returned quota)

HUN: PONGRACZ Bence (Returned quota)

CAN: PORTUONDO ISASI Ana Laura

“We have worked hard to allow as many teams as possible to take part in the tournament. A change, admittedly small but significant, has been made in the regulations, which has allowed 5 teams to obtain a wild card, allowing us to have 19 teams entered in Paris and thus be one of the sports with the most teams represented. It is a remarkable result.” IJF

Équipe Olympique des Réfugiés (EOR)

A total of 37 refugee athletes competed in the last Olympic Games across 12 sports.

Judo stood out with the second-highest representation, featuring 6 athletes participating in both the individual competitions and the mixed team event.





IOC REFUGEE OLYMPIC TEAM



The EOR team's coach was also a former refugee.

This showcases the growing impact of the Refugee Olympic Team in inclusion and opportunity at the highest level of sports.





JUDO MIXED TEAMS & OTHER TEAM SPORTS



SPORT	NUMBER OF TEAMS	DETAILS
ATHLETICS (Relay)	16	Includes events like 4x100m and 4x400m relay
BASKETBALL	12	Men's and Women's tournaments
WATER POLO	12	Men's tournaments has 12 teams, women's 10
FOOTBALL	16/12	Men's 16 teams, women's 12
HANDBALL	12	Men's and Women's tournaments
HOCKEY	12	Men's and Women's tournaments
JUDO (MIXED TEAMS)	19	Mixed teams format, combining men and women in different weight categories
TABLE TENNIS (TEAM)	16	Includes men's, women's and mixed team events





NEW OLYMPIC CYCLE 2025-2028



- As usual, the qualification period will last two years, starting in June 2026 and ending in June 2028.
- The six (6) best results from each Olympic Games qualification period (50%/100%) will be counted.
- Our aim is to conclude the Olympic Qualification process at the World Championships 2028.



SENIORS WORLD CHAMPIONSHIPS



- The **host nation** of the **Seniors World Championships** will be allowed wild cards, which will not affect their federation quota (this rule is already in place for Juniors and Cadets World Championships).

Rule - Sport and Organisation Rules (SOR)



DRAW AND SEEDING FOR MIXED TEAMS



- For the athlete draw, **IF1** and **IF2** categories will be used to separate IJF athletes based on their territories. This system will also apply to referee assignments.
- **Eight (8) mixed teams** will be seeded in IJF events, including the Olympic Games.



IJF CALENDAR 2025



Week	Date	Event	Place	City	Week	Date	Event	Place	City
1	04-05 JAN				25	21-22 JUN	Panamerican Open	DOM	Santo Domingo
2	11-12 JAN				26	28-29 JUN	African Open	RSA	TBC
3	18-19 JAN	African Open	MAR	Casablanca	27	05-06 JUL	European Open	EST	Tallinn
4	24-26 JAN				27	05-06 JUL	Panamerican Open	CUB	Varadero
5	01-02 FEB	Grand Slam	FRA	Paris	28	12-13 JUL	Asian Open	TPE	Taipei
6	08-09 FEB	European Open	SLO	Ljubljana	29	23-26 JUL	Rhine-Ruhr 2025 FISU World University Games	GER	Essen
7	14-16 FEB	Grand Slam	AZE	Baku	30	25-27 JUL	Grand Slam	MGL	Ulaanbaatar
7	15-16 FEB	African Open	TUN	Tunis	31	02-03 AUG			
8	22-23 FEB	African Open	ALG	Alger	32	09-10 AUG			
8	22-23 FEB	European Open	POL	Warsaw	33	16-17 AUG			
9	28 FEB-02 MAR	Grand Slam	UZB	Tashkent	34	21-22 AUG			
10	07-09 MAR	Grand Prix	AUT	Linz	35	27-31 AUG	World Championships Cadets (Individuals + Teams)	BUL	Sofia
11	15-16 MAR				36	06-07 SEP			
12	21-23 MAR	Grand Slam	GEO	Tbilisi	37	13-14 SEP			
13	TBC	Grand Slam	TUR	Antalya	38	20-21 SEP			
14	05-06 APR				39	27-28 SEP	European Open	CZE	Prague
15	12-13 APR				40	TBC	World Championships Juniors (Individuals + Teams)	TBC	TBC
16	19-20 APR				41	11-12 OCT			
17	23-27 APR	European Championships - (Individuals + Teams)	MNE	Podgorica	42	17-19 OCT	Grand Slam	UAE	Abu Dhabi
17	25-27 APR	Panamerican/Oceanian Championships - (Individuals + Teams)	CHI	Santiago	43	25-26 OCT	European Open	BIH	Sarajevo
17/18	25-28 APR	African Championships - (Individuals + Teams)	CIV	Abidjan	43	25-26 OCT	Asian Open	HKG	Kowloon
17/18	24-28 APR	Asian Championships - (Individuals + Teams)	THA	Bangkok	44	01-02 NOV	Oceania Open	AUS	Gold coast
18	02-04 MAY	Grand Slam	TJK	Dushanbe	45	TBC	Grand Prix	POR	TBC
18	03 MAY	Oceania Open	AUS	Mandurah	45	08-09 NOV	European Open	ITA	Rome
19	09-11 MAY	Grand Slam	KAZ	Astana	46	14-16 NOV	Grand Prix	CRO	Zagreb
20	17-18 MAY	African Open	ANG	Luanda	46	15-16 NOV	African Open	SEN	Dakar
20	17-18 MAY	European Open	ESP	Benidorm	46	15-16 NOV	Panamerican Open	CAN	Montreal
21	24 MAY	Oceania Open	PYF	Tahiti	47	22-23 NOV	African Open	CMR	Yaounde
22	31 MAY-01 JUN	African Open	CIV	Abidjan	48	29-30 NOV			
22	31 MAY-01 JUN	Panamerican Open	ECU	Guayaquil	49	06-07 DEC	Grand Slam	JPN	Tokyo
23	07-08 JUN				50	13-14 DEC			
24	11-13 JUN	Asian Open	CHN	TBC	51	20-21 DEC			
24/25	13-20 JUN	World Championships Seniors (Individuals + Teams)	HUN	Budapest	52	27-28 DEC			

Version: 7 December 2024

World Championships
Masters
Grand Slam
Grand Prix
Continental Championships
Continental Open
Non ranking Events

The logo of the International Judo Federation (IJF) is displayed in white, featuring the letters 'IJF' in a stylized, bold font.

**TECHNICAL
SEMINAR**

ISTANBUL • TÜRKIYE
14•15 DECEMBER 2024

**Thank you
Merci**

Muchas gracias

