

INTERNATIONAL JUDO FEDERATION



DOCUMENT

SOR

Sport and Organisation Rules



Version: 22 July 2024

TABLE OF CONTENTS

PRELUDE	8
 GENERAL INFORMATION	
1.1 Preamble and Basic Principles	11
1.1.1 Behaviour at IJF Events	11
1.2 Clean Judo	11
1.2.1 Disciplinary Committee	12
1.2.2 Match Fixing and Competition Manipulation	12
1.2.3 Safeguarding	13
1.3 Insurance and Civil Liability	14
1.4 Gender Control	15
1.5 Minor Athletes	15
1.6 IJF Calendar	15
1.7 Athlete Nationality	15
1.7.1 Change of Athlete Nationality	16
1.7.1.1 Change of Athlete Nationality for a Period of Less than Three Years	17
1.7.1.2 Change of Athlete Nationality after a Period of Three Years or Longer	17
1.7.2 Special Circumstances	17
1.7.2.1 Athletes with an Official Refugee Status under Host Country	18
1.7.2.2 IJF Refugee Team	18
1.7.2.3 Junior and Younger Immigrants	18
1.7.2.4 Veterans Immigrants	19
1.8 Referee Nationality	20
1.8.1 Change of Referee Nationality	20
 COMPETITION RULES	
2.1 Competition Format and Schedules for the IJF World Judo Tour	23
2.2 Weight Categories for IJF WJT Events	24
2.2.1 Weight Categories for Individual Competitions	24
2.2.2 Weight Categories for Mixed Team Competitions	25
2.2.3 Weight Categories for Team Competitions	26
2.3 Age Groups	26
2.4 Time Duration of Contests	27
2.5 Competition Systems	28
2.5.1 Direct Knockout	29
2.5.2 Quarter-final Repechage	29
2.5.3 Double Repechage	29
2.5.4 Full Repechage	29
2.5.5 Round Robin	30
2.5.5.1 Round Robin Rules for Individual Events	30
2.5.5.2 Round Robin Rules for Team Events	30
2.5.6 Best of Three	30
2.6 Regulations for Low Numbers of Athletes or Teams	31
2.6.1 Low Numbers System for IJF WJT Events	31



2.6.2 Low Numbers System for Other Events	32
2.7 Competition System for Mixed Team and Team Events	32
2.7.1 Regulations for Mixed Team Events.	32
2.7.2 Regulations for Female and Male Team Events	34
2.8 Event Outlines	36
2.8.1 Visas.	36
2.8.2 Transportation	36
2.8.3 Accommodation	36
2.8.4 Training.	37
2.8.5 Consent for use of data/photography/videos/filming	37
2.9 Official Notice Boards	38

IJF WORLD RANKING LISTS

3.1 IJF World Ranking Lists.	41
3.2 IJF World Ranking Lists for Individuals	43
3.2.1 IJF Seniors World Ranking List	43
3.2.2 IJF Juniors World Ranking List.	44
3.2.3 IJF Cadets World Ranking List.	45
3.3 IJF World Ranking Lists for Mixed Teams.	46
3.3.1 IJF Seniors Mixed Teams World Ranking List	46
3.3.2 IJF Juniors Mixed Teams World Ranking List	47
3.3.3 IJF Cadets Mixed Teams World Ranking List	48
3.4 IJF Nations World Ranking List.	48
3.5 Additional Rules.	49

ENTRIES AND ACCREDITATION

4.1 Participation Rules for IJF WJT Events	51
4.2 Entries for IJF WJT Events	51
4.3 Cancellation of Athletes.	52
4.4 Number of Entries	53
4.5 Accreditation	55

DRAW

5.1 Draw Regulations	59
5.2 Seeding for IJF WJT Events	59

OFFICIAL WEIGH-IN

6.1 Location of the Official Weigh-in	63
6.2 Official Weigh-in Rules	63
6.2.1 Individual Events Official Weigh-In.	64
6.2.2 Mixed Teams Official Weigh-in.	64
6.2.3 Female and Male Teams Official Weigh-in.	66
6.3 Official Weigh-in Procedure.	67
6.3.1 Failure to Appear for the Official Weigh-in	68
6.3.2 Failure to Weigh Within the Prescribed Limits of a Category	68
6.3.3 Failure to Comply with Official Directions or with the Requirements of the IJF SOR.	68



6.3.4 After Official Weigh-in Procedure	68
6.4 Random Weigh-in	68
6.4.1 Draw of the Athletes (individual events)	68
6.4.2 Collecting the Athletes	68
6.4.3 Random Weigh-in Procedure	69
6.4.4 After Random Weigh-in Procedure.	69

EDUCATION AND COACHING

7.1 Coaches' Code of Conduct	71
7.2 Coaches' Dress Code	71
7.3 Contest Review Process	72

COMPETITION VENUE

8.1 Venue	75
8.2 Training Venue	75
8.3 Judogi Control	75
8.4 Warm-Up Area	75
8.5 Athlete Seating and Facilities	77
8.6 Entry to and Exit from Field of Play	77
8.7 Field of Play and Competition Area	78
8.8 Medical	79
8.9 Media	79
8.10 Awarding Ceremonies	79
8.11 Delay, Postponement or Cancellation of a Competition	80

REGULATIONS FOR VETERANS

A1.1 Organisation	83
A1.2 Competition Rules for Veterans	83
A1.3 Eligibility to Participate	83
A1.3.1 Event Inscription.	84
A1.4 Age Divisions for Veterans	85
A1.5 Weight Categories for Veterans	85
A1.6 Time Duration of Contests for Veterans	85
A1.7 Category Combining for Veterans.	85
A1.8 Draw for Veterans	87
A1.9 Seeding for Veterans	87
A1.10 Weigh-in for Veterans	87
A1.11 Judogi Rules for Veterans.	87
A1.12 Backnumbers for Veterans	87
A1.13 Competition System for Veterans	87
A1.14 Round Robin Golden Score	87
A1.15 Awarding of Medals for Veterans	88

REGULATIONS FOR KATA

B1.1 Eligibility to Participate	91
B1.2 Accreditation	91
B1.3 Draw	92



B1.4 Competition Formula	92
B1.5 Judges and the System of Judging	92
B1.6 Competition Area	93
B1.7 Awarding Ceremony	93
B1.8 Coaches	94
B1.9 Medical Situation	94
B1.10 Judogi Control	94

IJF JUDOGI RULES

C1.1 IJF Approved Judogi	97
C1.1.1 Location of the Judogi and Backnumber Pre-Control	97
C1.1.2 Judogi and Backnumber Pre-Control	97
C1.1.2.1 Judogi Pre-Control	97
C1.1.2.2 Backnumber Pre-Control	97
C1.1.3 Consequences of Failing Judogi Control	98
C1.1.4 Judogi Control Verification Positions	98
C1.1.5 Judogi Control Procedure	99
C1.2 IJF Label	100
C1.3 Location of the Manufacturer's Logo	101
C1.4 National Emblem	102
C1.5 Advertising	103
C1.6 Additional Advertising Reserved for the Athlete	103
C1.7 Marking	104
C1.8 Backnumber	104
C1.9 Judogi Colour	106
C1.10 Judogi Size	106
C1.11 T-shirt	108
C1.12 Reserve Judogi Supply	109
C1.13 National Technical Officials' Duties	109
C1.14 World Champion and/or Olympic Champion Titles Enhancement	111
C1.14.1 Procedure Regarding World Champion Title(s)	111
C1.14.2 Procedure Regarding Olympic Champion Title(s)	112

IJF REFEREEING RULES

D1.1 Refereeing - Culture, History and Principles	115
Article 1 Referees and Officials	116
Article 2 Position and Function of the Referee	117
Article 3 Role of Non-Officiating Referees	118
Article 4 Gestures	118
Article 5 Location (Valid Areas)	132
Article 6 Duration of the Contest	133
Article 7 Osaekomi Time	133
Article 8 Technique Coinciding with the Time Signal	133
Article 9 Start of the Contest	134
Article 10 Transition from Tachi-waza into Ne-waza (A) and from Ne-waza into Tachi-waza (B)	135



Article 11 Application of Mate	141
Article 12 Sono-mama	143
Article 13 End of the Contest	143
Article 14 Ippon	146
Article 15 Waza-ari	148
Article 16 Waza-ari-awasete-ippou	149
Article 17 Osaekomi-waza	149
Article 18 Prohibited Acts and Penalties	152
Article 18.1 Shido (Slight Infringements Group)	152
Article 18.1.1 Shido for a Lack of Combativity	153
Article 18.1.2 - Shido for an Illegal Move	154
Article 18.1.3 Shido for Untidy Attire or Hair	160
Article 18.2 Hansoku-make (Grave Infringements Group)	161
Article 18.2.1 Hansoku-make for Dangerous Techniques	161
Article 18.2.2 Hansoku-make for Acts against the Spirit of Judo	162
Article 18.3 Double Hansoku-make	163
Article 18.3.1 Double hansoku-make (Indirect)	163
Article 18.3.2 Double hansoku-make (Direct)	164
Article 19 Default and Withdrawal	164
Article 20 Injury, Illness or Accident	165
Article 21 Situations not Covered by the Refereeing Rules	168

IJF MEDICAL AND ANTI-DOPING HANDBOOK

E1.1 Medical Requirements	171
E1.1.1 Decision Making on the Field of Play	171
E1.1.2 Decision Making off the Field of Play	171
E1.1.3 Rights and Responsibilities	171
E1.2 Medical Suspension Following Concussion	172
E1.3 Hygiene	172
E1.4 Wearable Medical Devices	172
E1.5 Doctors' Code of Conduct	172
E1.6 Doping Control Requirements	173
E1.6.1 Event Testing	173
E1.6.2 Selection Procedure for Doping Control	173
E1.6.3 Athlete Notification	173
E1.6.3.1 Modification of Notification for Minor Athletes	173
E1.6.4 Laboratory	173

SPORT COMPETITION

F1.1 IJF Event Phases	175
F1.2 Athlete Scoreboards	177
F1.3 Standard Forms for IJF Events	178
F1.3.1 Delegation Control List	178
F1.3.2 Weigh-in List	179
F1.3.3 Contest Order	180



F1.3.4 Referees' List	181
F1.3.5 Contest Sheet.	182
F1.3.6 Direct Knockout	183
F1.3.7 Quarter-Final Repechage.	184
F1.3.8 Quarter-Final Repechage up to 64 Athletes or Teams.	185
F1.3.9 Quarter-Final Repechage up to 32 Athletes or Teams.	186
F1.3.10 Quarter-Final Repechage up to 16 Athletes or Teams.	187
F1.3.11 Quarter-Final Repechage up to 8 Athletes or Teams.	188
F1.3.12 Double Repechage up to 64 Athletes or Teams	189
F1.3.13 Double Repechage up to 32 Athletes or Teams	190
F1.3.14 Double Repechage up to 16 Athletes or Teams	191
F1.3.15 Double Repechage up to 8 Athletes or Teams	192
F1.3.16 Full Repechage up to 32 Athletes or Teams	193
F1.3.17 Full Repechage up to 16 Athletes or Teams	194
F1.3.18 Five (5) Athletes or Teams - Option 1	195
F1.3.19 Five (5) Athletes or Teams - Option 2	196
F1.3.20 Four (4) Athletes or Teams - Option 1	197
F1.3.21 Four (4) Athletes or Teams - Option 2	198
F1.3.22 Three (3) Athletes or Teams - Option 1	199
F1.3.23 Three (3) Athletes or Teams - Option 2	200
F1.3.24 Example of Winners' List	201
F1.3.25 Example of Mixed Teams Line Up Confirmation	202
F1.3.26 Example of Mixed Teams Line Up Confirmation	203
F1.3.27 Example of Mixed Teams Team Sheet - with Results	204
F1.3.28 Example of Mixed Teams Match Sheet	205
F1.3.29 Coach Suspension Form	206
F1.3.30 Article 18 Direct Hansoku-make Form	207
F1.3.31 Coaches Request to Review Action.	208
F1.3.32 Record Sheet - Judogi Breaches	209

GLOSSARY

G1.1 Glossary of Japanese Terms	211
G1.2 Names of Judo Techniques	218
G1.2.1 Nage-waza (68)	218
G1.2.2 Katame-waza (32)	220
G1.3 Penalty Codes	221
G1.4 Terminology	224

DOCUMENT CONTROL

H1.1 Version History	227
--------------------------------	-----



PRELUDE

Abbreviations

CARE - Computer Assisted Replay system

c/o - Care of

EOG - Event Organisation Guide

IJF - International Judo Federation

IOC - International Olympic Committee

IRT - IJF Refugee Team

LOC - Local organising committee

NOC - National Olympic Committee

SOR - Sport and Organisation Rules

WJT - World Judo Tour

WRL - World Ranking List

In the International Judo Federation (IJF) Sport and Organisation Rules (SOR) the masculine gender is used to refer to any physical person, (i.e., member, leader, team official, participant, athlete, coach, judge, referee, or chaperone, etc.) and it shall, unless there is a specific provision to the contrary, be understood to include the feminine gender. The terms “national judo federation” and “national federation” shall refer to a member of the IJF.

For translations of Japanese terms refer to Appendix G.

Exceptional Situations

Any situation that is not covered by the IJF SOR shall be dealt with by the IJF Executive Committee. If an urgent decision is needed and an Executive Committee decision is not possible the IJF Ad Hoc Commission should be composed of one (1) representative from Refereeing, one (1) from Sport and one (1) from Education and Coaching. If possible, composition of the Ad Hoc Commission should include one (1) IJF elected official.

Amendment to the Sport and Organisation Rules

The IJF is entitled to amend its rules and regulations in a reasonable manner at any time, based on its operation and management needs and pursuant to legal procedures. The IJF will notify such amendments to its members by any method as the IJF deems appropriate (including but not limited to memorandum email, website publication, or declaration at a meeting, etc.).

The latest version of the IJF SOR can be downloaded at:

<https://www.ijf.org/ijf/documents/25> or [sor.ijf.org](https://www.ijf.org/sor.ijf.org)

Additional Resources

IJF Disciplinary Code: www.ijf.org/ijf/documents/3

IJF Code of Ethics - www.ijf.org/ijf/documents/3

IJF Education and Coaching Commission documents: www.ijf.org/ijf/documents/11

IJF Governance Policies: www.ijf.org/ijf/documents/3

IJF Referee Commission documents: www.ijf.org/ijf/documents/22

IJF Sport Commission documents: <https://www.ijf.org/ijf/documents/25>

Contacts

Presidential Office: president@ijf.org

Secretary General and General Secretariat: gs@ijf.org

Anti-doping: antidoping@ijf.org

Finance: finance@ijf.org

JudoTV: hello@judotv.com

Judobase: registration@ijf.org

Media: media@ijf.org

Medical: medical@ijf.org

World ranking list cadets: ranking.cadets@ijf.org

World ranking list juniors: ranking.juniors@ijf.org

World ranking list seniors: ranking.seniors@ijf.org

Clean and Safe Judo

Abuse, harassment, neglect and negligence can be reported here:

<https://reportabuse.judobase.org/form>

Antidoping rule violations can be reported here:

<https://reportdoping.judobase.org/form>

Integrity and compliance reports on match fixing and competition manipulation can be reported here:

<https://reportintegrity.judobase.org/form>

Websites

www.ijf.org

My.ijf.org

Judobase.ijf.org

JudoTV.com

The original language of this document is English except for Appendix C and the IJF Disciplinary Code and Code of Ethics, which have been translated from French.

Comments and feedback can be sent to gs@ijf.org

Changes from previous version (12 March 2024) can be found at the end of this document.





GENERAL INFORMATION

SECTION 1

1.1 Preamble and Basic Principles

The International Judo Federation (IJF) Sport and Organisation Rules (SOR) in conjunction with the IJF statutes, finance regulation, contract with the relevant national judo federation (hereafter referred to as national federation) and the IJF Event Organisation Guide (EOG), are the binding documents for the holding of the events on the IJF World Judo Tour (WJT). For all events on the WJT the IJF has final appellate jurisdiction.

Specific supplemental procedures will be issued for the holding of judo competitions at the Summer Olympic, and Youth Olympic Games and other multi-sport games.

Events will be allocated to host organising committees following the IJF Statutes Article 19.

The IJF shall accept control over other judo competitions whenever this is so directed by the Executive Committee or the IJF Congress. This requires adherence to the above rules and documents. In such judo competitions refereeing and technical organisation may be dealt with by the continental union or regional body and supervised by the officials nominated by the IJF.

A national federation or individual taking part in the sport of judo are deemed to have agreed to and be bound by this SOR and if found not following the rules may face disciplinary action.

1.1.1 Behaviour at IJF Events

Everyone attending an IJF WJT event should always be mindful of their behaviour, following the judo values. Unacceptable behaviour, violence or aggression will not be tolerated. Any athlete who disrespects their opponent at the end of a contest risks disqualification, removal of prize money and of World Raking List (WRL) points and a disciplinary action may be initiated.

Disciplinary action will be taken against any athlete refusing to leave the tatami. If a coach is present in the coaches' chair he must intervene otherwise he will also face disciplinary action. If a coach is not present in the chair the IJF Education Commission will intervene to remove the athlete from the tatami.

1.2 Clean Judo

Integrity, discipline, and ethics are core principles in judo, both on and off the field of play. The IJF Disciplinary Code and IJF Code of Ethics can be found here: www.ijf.org/ijf/documents/3.

Further information on the International Olympic Committee (IOC) Code of Ethics can be found in this document "Olympic Movement Code on the Prevention of the Manipulation of Competitions":

<https://stillmed.olympics.com/media/Document%20Library/OlympicOrg/IOC/What-We-Do/Protecting-Clean-Athletes/Competition-manipulation/Code-Prevention-Manipulation-Competitions.pdf>

Betting companies and organisations responsible for betting cannot be used on any advertising and marketing materials used on the IJF WJT.

1.2.1 Disciplinary Committee

The IJF Executive Committee has the authority to establish a Disciplinary Committee to evaluate presumed violation of the IJF rules and it reserves the right to take disciplinary measures in the case of cheating, misconduct and any behaviour contrary to the ethics and moral values of sport, particularly judo, and any violation of the IJF SOR.

The IJF Disciplinary Committee will take sanctions in compliance with the IJF Disciplinary Code (www.ijf.org/ijf/documents/3). If during an IJF event, starting from the arrival (normally airport or train station) at the event and until the departure from the event, there is an incident an immediate decision to suspend anyone involved may be taken on the spot. This decision will be placed under the responsibility of an Executive Committee member, nominated before each event by the IJF President, who will form an IJF Ad Hoc Commission to deal with the issue. The IJF Ad Hoc Commission will consist of IJF Executive Committee members or their representatives.

Any incident will be communicated immediately to the IJF President, IJF Executive Committee members and the IJF Disciplinary Committee. A possible sanction decision will be taken after having heard the person/people concerned and any potential witness(es). If the concerned person is a minor, an adult responsible for the delegation will accompany them, during the discussion. As soon as the decision is taken, the IJF Ad Hoc Commission will immediately inform the IJF President, the IJF Executive Committee and the IJF Disciplinary Committee about its decision.

A report of the incident and final decision should be sent to the IJF Disciplinary Committee, c/o the IJF General Secretariat (gs@ijf.org), within three days of the date of the incident. The report will be written by the Education and Coaching Commission and must state the following: the facts, including the recall of the alleged facts, a summary of the observations and arguments of the parties, the grounds for the decision and any other comments.

The IJF Disciplinary Committee, upon receipt of the documents, will inform those involved about its decision 15 days after the date of the incident. The IJF Disciplinary Committee will decide the start date and the duration of the suspension.

If an individual disagrees with a decision, a written appeal may be submitted to the IJF Disciplinary Committee, c/o the IJF General Secretariat (gs@ijf.org), within one calendar month from the incident date. In the case of suspension, the decision will stand until the outcome of the appeal is heard.

1.2.2 Match Fixing and Competition Manipulation

The integrity of sport depends on the outcome of sporting events and competitions being based entirely on the merits of the participants involved.

The IJF has rules dedicated to sports integrity in relation to betting. There are four core rules to remember:

- Always do your best, never fix a contest.
- Never bet on your competition, never bet on your sport.
- Never share information that could be used for betting purposes, or any form of manipulation of sports competitions or any other corrupt purposes whether by the participant or via another person and/or entity.
- If you are approached to cheat, speak out!

Any form of corruption that might undermine public confidence in the integrity of a judo contest is fundamentally contrary to the spirit of sport and subject to severe sanctions.

Competition manipulation is defined as an intentional arrangement, act or omission aimed at an improper alteration of the result or the course of a sports competition to remove all or part of the unpredictable nature of the sports competition with a view to obtaining an undue benefit for oneself or for other. If a contest takes place and seems to have been played to a predetermined result, violating the IJF rules, further investigation may be undertaken, and any findings of match fixing will result in disciplinary action.

If in IJF events, an athlete is injured or ill before a contest and needs to withdraw they must have a medical certificate from the IJF Medical Commissioner.

The IJF may undertake further investigation and any findings of match fixing will result in disciplinary action. The result of the contest will be cancelled if any athlete is caught not telling the truth.

Match fixing and competition manipulation can be reported, anonymously and confidentially, here: <https://reportintegrity.judobase.org/form>. Any report made in good faith will not be sanctioned. Any form of retaliation against whistle-blowers is prohibited and such action will be sanctioned.

Failure to report to the IJF at the first available opportunity any information about betting, match fixing or competition manipulation including that could amount to a violation of the SOR.

The following conducts constitute a violation of the SOR:

- Failing to cooperate with any investigation carried out by the IJF in relation to a possible breach of this regulation, including, without limitation, failing to provide accurately, completely and without undue delay any information and/or documentation and/or access or assistance requested by the IJF as part of such investigation.
- Obstructing or delaying any investigation that may be carried out by the IJF in relation to a possible violation of this regulation, including without limitation concealing, tampering with, or destroying any documentation or other information that may be relevant to the investigation.

1.2.3 Safeguarding

The IJF Policy for Safeguarding Athletes and Other Participants from Harassment and Abuse applies to all persons affiliated with the IJF including athletes and can be found here: <https://www.ijf.org/ijf/documents/3>

Harassment or harassment and abuse includes:

Physical or psychological abuse means any improper and unwelcome conduct that might reasonably be expected or be perceived to cause offence, harm, or humiliation to another.

Sexual abuse (which can be a form of physical and/or psychological abuse). means any unwanted, groomed or forced involvement in sexual behaviour, unwelcome verbal or physical conduct or gesture of a sexual nature (e.g., the use of offensive stereotypes based on gender, sexual jokes, threats, intimidation) that might reasonably be expected or be perceived to cause offence or humiliation to another.

Harassment can be based on any grounds such as race, religion, colour, creed, ethnic origin, physical attributes, gender, or sexual orientation. It can include a one-off incident or a series of incidents. It may be in person or online. Harassment may be deliberate, unsolicited and coercive. Harassment and abuse often result from an abuse of authority, meaning the improper use of a position of influence, power or authority by an individual against another person.

Cases of harassment and abuse can be reported on the Clean Judo platform and will be investigated by the IJF Disciplinary Committee in compliance with the IJF Disciplinary Code (www.ijf.org/ijf/documents/3).

Any alleged incidents of harassment and abuse will be regarded as confidential and personal information (including name, date of birth, address, identification numbers) will not be disclosed, except, for example, if the concerned person gives his prior consent, if disclosure is necessary to protect someone from harm or if a potential criminal act comes to the attention of the IJF.

Harassment and abuse can be reported, anonymously and confidentially, here:
<https://reportabuse.judobase.org/form>

1.3 Insurance and Civil Liability

Each national federation is directly responsible for its athletes (including the control of non-pregnancy and the control of gender). It must assume all responsibility for accident, health and civil liability insurance for everyone under their charge during events.

National federations are responsible to provide insurance guarantees to their delegates during any IJF WJT event. The LOC of the event and the IJF will not be responsible in the absence of insurance.

The entity contractually bound to the IJF for the organisation of the event shall take all necessary actions to provide insurance coverage against civil liability for the entire duration.

It is the responsibility of the national federation to ensure that in addition to their normal insurance they have sufficient insurance in place to cover any SARS CoV-2 (COVID-19) or its variants or communicable disease, related costs, including repatriation.

The LOC of the event and the IJF accept no liability for any claims of injury, illness or death arising from the travelling to and the participation in this event nor any claims relating to the cancellation of the event or medical costs related to illness, due to SARS CoV-2 (COVID-19) or its variants or other communicable disease(s), that may affect a participant during the event.

1.4 Gender Control

The national federation shall be responsible for identifying and registering the athlete's gender. Any decisions of a national federation concerning an athlete's gender, including but not limited to the change of gender must be sent immediately to the IJF General Secretariat, by email (gs@ijf.org).

Complaint by a national federation, a continental union, or a member of the IJF Executive Committee concerning an athlete's gender may be filed within 21 days from the effective date of the change of gender under the IJF Athlete Eligibility Regulations (found in IJF Governance Policies - www.ijf.org/ijf/documents/3). Complaints must be sent to the IJF General Secretariat, by email (gs@ijf.org).

If the complaint concerns a change of gender, the IJF Executive Committee will consult the Independent Experts appointed in accordance with the IJF Athlete Eligibility Regulations (found in IJF Governance Policies - www.ijf.org/ijf/documents/3) and decide if it is necessary to initiate the investigation regarding the compliance with the eligibility conditions set forth by the IJF Athlete Eligibility Regulations (found in IJF Governance Policies - www.ijf.org/ijf/documents/3).

The decision of the IJF Executive Committee under this Section 1.4 may be appealed in accordance with the IJF Statutes.

1.5 Minor Athletes

The national federation is responsible for obtaining legal approval and permission for minor athletes to compete in competitions. When travelling with minors the team official/coach must have all the necessary documents in place that authorises them to act on behalf of the parents/guardians "in loco parentis".

This also applies to doping control. The national federation must ensure that minor athletes have their parental/guardian permission to undergo testing (see Appendix E1.6.3.1).

1.6 IJF Calendar

The IJF Executive Committee will agree and approve the schedule for all IJF events. The IOC will approve the schedule for the Summer Olympic Games and Summer Youth Olympic Games.

The current IJF calendars can be found on the IJF website:
<https://www.ijf.org/calendar?age=all>

1.7 Athlete Nationality

The athlete must be a national of the country of the national federation that inscribes him for the competition. The evidence of nationality shall be the production of a valid passport issued by the represented country. Persons appointed by the Executive Committee of the IJF shall verify the nationality of the athletes. Should the athlete be unable to produce their passport a decision will be made on whether to accept an alternative form of identification.

If an athlete has multiple citizenships, they may compete for only one country.

Where the national federation does not have a passport with that nationality, the passport issued by their Government will be accepted (e.g., American Samoa (USA), Aruba (Netherlands), Cook Islands (New Zealand), Curacao (Netherlands), Guam (USA), Sint Maarten (Netherlands), Puerto Rico (USA) and US Virgin Islands (USA)).

Athletes who have permission to take part in IJF events under the IJF SOR rule 1.7.2 who do not have a valid passport issued by the represented country must present either a photographic identity or refugee travel document and the IJF authorisation letter.

1.7.1 Change of Athlete Nationality

An athlete who has represented one country in:

- Olympic Games
- World championships (seniors, juniors, cadets)
- Continental championships (seniors, juniors, cadets)
- Regional competitions recognised by the IJF
- Continental or regional games and multi-sport games (such as African Games, Asian Games, Commonwealth Games, European Games, Francophone Games, Islamic Games, Mediterranean Games, Pan American Games, Youth Olympic Games)
- International tournaments organised by the IJF (Grand Prix, Grand Slam, Masters, etc.) or under its auspices (Continental Open and Cup events)
- All competitions in the IJF calendar except veterans, kata, military, and club championships*
- Other competitions recognised by the IJF

and who wants to change his nationality may represent his new country provided that:

a) The two (2) national federations (current country and new country) concerned agree, they may request the IJF to shorten the period of three years or even to cancel the duration completely (see Olympic Charter, Rule 41 and the Byelaw to Rule 41). Thus, the IJF can't shorten the three years' period without written agreement from both national federations concerned and the athlete having a valid passport for the new country (refer to 1.7.1.1),

or

b) At least three years have passed since the athlete last represented his former country (refer to 1.7.1.2).

*Veterans, military, and kata participants are excluded from this rule and can change nationality at any time provided they have a passport for the new country. Athletes should contact the new federation to have a profile made in **Judobase** for their new nationality. The new national federation must inform the IJF General Secretariat, by email (gs@ijf.org).

For participation in a specific event the request of nationality change must be sent 21 days before the registration deadline. If the request is not sent on time the IJF cannot guarantee that it will be processed on time.

Junior and younger immigrant athletes do not need to follow the change of nationality process if the criteria in section 1.7.2.3 is met.

Refer also to Section 3 IJF World Ranking Lists, 3.5 Additional Rules.



1.7.1.1 Change of Athlete Nationality for a Period of Less than Three Years

The IJF must approve the request to shorten the three year period so an athlete can represent a new national federation.

The following documents must be sent to the IJF General Secretariat, by email (gs@ijf.org) by the new national federation:

- Letter (not older than three (3) months) from the President of the national federation (the current country) certifying the absence of objection to the change of the nationality of the concerned athlete.
- Letter (not older than three (3) months) from the President of the national federation (the new country) authorising the athlete to represent them in international competitions.
- Letter (not older than three (3) months) from the athlete (or parent/legal guardian if the athlete is a minor), who has already represented one country, giving evidence of their wish to represent their new national federation. A copy of the athlete passport proving the nationality of the new country.

Once all documents have been received and verified the IJF General Secretariat will send it for an IJF Executive Committee vote. Following the vote the IJF General Secretariat will inform both national federations of the result.

1.7.1.2 Change of Athlete Nationality after a Period of Three Years or Longer

The IJF must be informed if an athlete wants to represent a new national federation if a period of three years or longer have passed since he competed for his previous national federation.

The following documents must be sent to the IJF General Secretariat, by email (gs@ijf.org):

- Letter (not older than three (3) months) from the President of the new national federation (the new country) authorising the athlete to represent them in international competitions.
- Letter (not older than three (3) months) from the athlete (or parent/legal guardian if the athlete is a minor), who has represented one country, giving evidence of their wish to represent their new national federation.
- A copy of the athlete passport proving the nationality of the new country.

Once all documents have been received and verified the IJF General Secretary will send it to the IJF Executive Committee for information and will confirm the nationality change to the new national federation, with the former national federation in copy.

1.7.2 Special Circumstances

For events organised by the IJF or under its auspices, the IJF Executive Committee, to protect the interest of the athlete, can authorise that the athlete can compete under the IJF or a neutral flag for any reason (for example: non-official refugee status of the athlete, non-recognition of the National Olympic Committee (NOC) by the IOC, suspension of the national federation, unable to represent their national federation, etc.).

Applications should be sent to the IJF General Secretariat, by email (gs@ijf.org). If the application is approved the athlete is responsible to ensure they have their own accident, health and civil liabilities insurance.

1.7.2.1 Athletes with an Official Refugee Status under Host Country

An athlete with an official refugee status, hosted by a country, can qualify themselves for IJF or continental union competitions through their host country national championships and consequently they will compete internationally under their host country flag. Multi-sport games etc. are not included as those events have specific rules regarding nationality.

The national federation requests must be sent, with the official refugee status documents, to the IJF General Secretariat, by email (gs@ijf.org). If the documents sent are compliant, the agreement will be automatically given by the IJF Secretary General.

The national federation requests must be sent to the IJF General Secretariat, by email (gs@ijf.org) with the following documents:

- Official refugee status documents of the athlete.
- Agreement of the athlete.
- Authorisation of the parent/guardian (if athlete is not of legal age in the host country).

If there is a change in the status of the official refugee i.e., citizenship of a new country, return to their country of origin etc. The nationality change process must be followed.

If there is a change in the status of the official refugee who competed under the IJF flag i.e., citizenship of a new country, return to their country of origin etc. the IJF Executive Committee would decide concerning the change of nationality and the world ranking points that the athlete has.

All documents relating to the new status and change request must be submitted to the IJF General Secretariat, by email (gs@ijf.org), within a deadline of at least 15 days prior to the closing date of registration for a certain event.

1.7.2.2 IJF Refugee Team

Athletes with an official refugee status, competing as part of the IJF Refugee Team (IRT) may take part in events if they have an IJF authorisation letter. They can choose to take part in one (1) of the planned continental championships. To be authorised to compete in the said event, they must have already participated in an international competition (minimum continental cup) and be insured.

1.7.2.3 Junior and Younger Immigrants

Junior men and women (aged 15 to 20 years in the calendar year) and younger foreign athletes living in a host country can participate in their host country national junior and younger championships and thus qualify themselves for IJF or continental union junior and cadet competitions.

They can be registered, by the national federation of the host country if they meet the following requirements:

- To prove their residency in the host country (at least three (3) months).
- To prove the integration of their parents or legal guardians in the host country (at least three (3) months).
- To prove their integration in the school or university system or proof of employment (at least three (3) months).
- To prove their integration in a judo club of the host country, duly affiliated to the national federation which is an IJF member.
- Agreement of the athlete.
- Authorisation of the parent/guardian (if athlete is not of legal age in the host country).



If the IJF deems it necessary, they may contact the previous national federations the athlete was affiliated with. If the athlete has any world ranking points these will be kept.

If the national federations of host countries wish to register these athletes, they must send their request each year to the IJF General Secretariat, by email (**gs@ijf.org**), with the above-mentioned documents.

The IJF will review the submitted documents and if deemed compliant, the IJF will approve the request. The IJF General Secretariat will reply authorising the athlete to compete under the new host country flag in cadet and junior events for a period of one (1) year.

For participation in the world championships junior, as senior World Ranking List (WRL) points are given, the decision will be made on a case-by-case basis by the IJF Head Sport Director.

Should the athlete wish to return to representing his country of origin he must inform both national federations involved and the IJF General Secretariat, by email (**gs@ijf.org**). If the athlete has any world ranking points these will be kept.

Should the athlete change residence to another host country, he should repeat the application process by submitting the documents proving the relocation to the IJF General Secretariat, by email (**gs@ijf.org**). If the athlete has any world ranking points these will be kept.

1.7.2.4 Veterans Immigrants

Veteran foreign athletes living in a host country can participate in their host country national veteran championships and thus qualify themselves for IJF or continental union veteran competitions.

They can be registered, by the national federation of the host country if they meet the following requirements:

- To prove their residency in the host country (at least three (3) months).
- To prove their integration in a judo club of the host country, duly affiliated to the national federation which is an IJF member.
- Agreement of the athlete.

If the national federations of host countries wish to register these athletes, they must send their request each year to the IJF General Secretariat, by email (**gs@ijf.org**), with the above-mentioned documents.

The IJF will review the submitted documents and if deemed compliant, the IJF will approve the request. The IJF General Secretariat will reply authorising the athlete to compete under the new host country flag in veteran events for a period of one (1) year.

Should the athlete wish to return to representing his country of origin he must inform both national federations involved and the IJF General Secretariat, by email (**gs@ijf.org**).

Should the athlete change residence to another host country, he should repeat the application process by submitting the documents proving the relocation to the IJF General Secretariat, by email (**gs@ijf.org**).

1.8 Referee Nationality

The referee must be of the same nationality as the one in the IJF database (**Judobase**). The IJF Referee Commission shall verify annually the nationality of the referee. The evidence of citizenship shall be the production of a valid passport issued by the represented country.

A referee shall represent only one country within the same Olympic cycle.

If a referee has multiple citizenships:

- He shall inform the IJF Referee Commission he depends on.
- He shall choose only one nationality, which he will represent during the ongoing Olympic cycle.
- He shall not referee an athlete who has the same citizenship(s) as he does.

If a referee holds a function within a national federation of a country, he doesn't hold the citizenship of, he shall inform the IJF Referee Commission he depends on and shall not referee an athlete representing this national federation.

The concerned IJF Referee Commission shall inform the IJF IT Team of the nationalities and national functions of each referee, for the technical draw procedure of referees.

1.8.1 Change of Referee Nationality

A referee shall inform the IJF of any change regarding his nationality.

A referee who has represented a country in an IJF official competition and who has changed his nationality or acquired a new nationality may represent his new country in the next Olympic cycle.

A referee cannot represent a new national federation without the approval of the IJF.





COMPETITION RULES

The competition rules are the responsibility of the IJF Sport Commission.

2.1 Competition Format and Schedules for the IJF World Judo Tour

The International Judo Federation (IJF) World Judo Tour (WJT) is a series of judo events that include a competition (contests between athletes for medals and prize money) and other sport-related activities (i.e., accreditation, draw etc.).

The IJF WJT competitions: Grand Prix, Grand Slam, Masters, World Championships Cadets, Juniors, Seniors and Open normally consist of two (2) sessions, the preliminaries and the final block. The competition phases that take place in the sessions depend on the type of event. Any changes to this will be agreed and approved by the IJF Head Sport Director. Depending on the number of participants some rounds may not be required for every category. The competition schedule for non IJF WJT events should be agreed by all interested parties.

IJF Events planned for 2 days (Grand Prix, Grand Slam, Masters)		
	Women	Men
Day 1	-48 kg, -52 kg, -57 kg, -63 kg	-60 kg, -66 kg, -73 kg
Day 2	-70 kg, -78 kg, +78 kg	-81 kg, -90 kg, -100 kg, +100 kg
IJF Events planned for 1 or 2 days (World Championships Open)		
Day 1	1 day event - Women and Men, day 1 of 2 - Women or Men	
Day 2	Day 2 of 2 - Men or Women	
IJF Events planned for 3 days (Grand Prix, Grand Slam, Masters)		
Day 1	-48 kg, -52 kg, -57 kg	-60 kg, -66 kg
Day 2	-63 kg, -70 kg	-73 kg, -81 kg
Day 3	-78 kg, +78 kg	-90 kg, -100 kg, +100 kg
IJF Events planned for 5 days (World Championships Cadets)		
Day 1	-40 kg, -44 kg	-50 kg, -55 kg
Day 2	-48 kg, -52 kg	-60 kg, -66 kg
Day 3	-57 kg, -63 kg	-73 kg, -81 kg
Day 4	-70 kg, +70 kg	-90 kg, +90 kg
Day 5	Mixed Teams	
IJF Events planned for 5 days (World Championships Juniors)		
Day 1	-48 kg, -52 kg	-60 kg, -66 kg
Day 2	-57 kg, -63 kg	-73 kg
Day 3	-70 kg	-81 kg, -90 kg
Day 4	-78 kg, +78 kg	-100 kg, +100 kg
Day 5	Mixed Teams	
IJF Events planned for 6 days (World Championships Seniors)		
Day 1	-48 kg, -52 kg	-60 kg
Day 2	-57 kg	-66 kg, -73 kg
Day 3	-63 kg	-81 kg
Day 4	-70 kg, -78 kg	90 kg
Day 5	+78 kg	-100 kg, +100 kg
Day 6	Mixed Teams	

IJF Events planned for 8 days (World Championships Seniors)		
Day 1	-48 kg	-60 kg
Day 2	-52 kg	-66 kg
Day 3	-57 kg	-73 kg
Day 4	-63 kg	-81 kg
Day 5	-70 kg	-90 kg
Day 6	-78 kg	-100 kg
Day 7	+78 kg	+100 kg
Day 8	Mixed Teams	

2.2 Weight Categories for IJF WJT Events

The following weight categories will be utilised in the world championships and competitions held under the auspices of the IJF.

Weigh-in rules can be found in Section 6.

2.2.1 Weight Categories for Individual Competitions

Senior and Junior Women	-48 kg	Extra-lightweight	Up to and including 48.0 kg
	-52 kg	Half-lightweight	Over 48.0 kg up to and including 52.0 kg
	-57 kg	Lightweight	Over 52.0 kg up to and including 57.0 kg
	-63 kg	Half-middleweight	Over 57.0 kg up to and including 63.0 kg
	-70 kg	Middleweight	Over 63.0 kg up to and including 70.0 kg
	-78 kg	Half-heavyweight	Over 70.0 kg up to and including 78.0 kg
	+78 kg	Heavyweight	Over 78.0 kg
	Open	Open-weight	No weight limit
Cadet Women under 18 years	-40 kg	Featherweight	Up to and including 40.0 kg
	-44 kg	Extra-lightweight	Over 40.0 kg up to and including 44.0 kg
	-48 kg	Half-lightweight	Over 44.0 kg up to and including 48.0 kg
	-52 kg	Lightweight	Over 48.0 kg up to and including 52.0 kg
	-57 kg	Half-middleweight	Over 52.0 kg up to and including 57.0 kg
	-63 kg	Middleweight	Over 57.0 kg up to and including 63.0 kg
	-70 kg	Half-heavyweight	Over 63.0 kg up to and including 70.0 kg
	+70 kg	Heavyweight	Over 70.0 kg

Senior and Junior Men	-60 kg	Extra-lightweight	Up to and including 60.0 kg
	-66 kg	Half-lightweight	Over 60.0 kg up to and including 66.0 kg
	-73 kg	Lightweight	Over 66.0 kg up to and including 73.0 kg
	-81 kg	Half-middleweight	Over 73.0 kg up to and including 81.0 kg
	-90 kg	Middleweight	Over 81.0 kg up to and including 90.0 kg
	-100 kg	Half-heavyweight	Over 90.0 kg up to and including 100.0 kg
	+100 kg	Heavyweight	Over 100.0 kg
	Open	Open-weight	No weight limit
Cadet Men under 18 years	-50 kg	Featherweight	Up to and including 50.0 kg
	-55 kg	Extra-lightweight	Over 50.0 kg up to and including 55.0 kg
	-60 kg	Half-lightweight	Over 55.0 kg up to and including 60.0 kg
	-66 kg	Lightweight	Over 60.0 kg up to and including 66.0 kg
	-73 kg	Half-middleweight	Over 66.0 kg up to and including 73.0 kg
	-81 kg	Middleweight	Over 73.0 kg up to and including 81.0 kg
	-90 kg	Half-heavyweight	Over 81.0 kg up to and including 90.0 kg
	+90 kg	Heavyweight	Over 90.0 kg

2.2.2 Weight Categories for Mixed Team Competitions

Senior and Junior Mixed Team	-57 kg	Women	Up to and including 57.0 kg
	-73 kg	Men	Up to and including 73.0 kg
	-70 kg	Women	Over 57.0 kg up to and including 70.0 kg
	-90 kg	Men	Over 73.0 kg up to and including 90.0 kg
	+70 kg	Women	Over 70.0 kg
	+90 kg	Men	Over 90.0 kg
Senior Mixed Team Olympic Games	-57 kg	Women (48 kg, 52 kg, 57 kg*)	Up to and including 57.0 kg
	-73 kg	Men (60 kg, 66 kg, 73 kg*)	Up to and including 73.0 kg
	-70 kg	Women (57 kg, 63 kg, 70 kg*)	Up to and including 70.0 kg
	-90 kg	Men (73 kg, 81 kg, 90 kg*)	Up to and including 90.0 kg
	+70 kg	Women (70 kg, 78 kg, +78 kg*)	Over 70.0 kg
	+90 kg	Men (90 kg, 100 kg, +100 kg*)	Over 90.0 kg
Cadet Mixed Team	-48 kg	Women	Up to and including 48.0 kg
	-60 kg	Men	Up to and including 60.0 kg
	-63 kg	Women	Over 48 kg up to and including 63.0 kg
	-81 kg	Men	Over 60 kg up to and including 81.0 kg
	+63 kg	Women	Over 63.0 kg
	+81 kg	Men	Over 81.0 kg

*Athletes qualified only in these individual categories can take part in the mixed team category.

2.2.3 Weight Categories for Team Competitions

Senior and Junior Women Team	-52 kg	Half-lightweight	Up to and including 52.0 kg
	-57 kg	Lightweight	Over 52.0 kg up to and including 57.0 kg
	-63 kg	Half-middleweight	Over 57.0 kg up to and including 63.0 kg
	-70 kg	Middleweight	Over 63.0 kg up to and including 70.0 kg
	+70 kg	Half-heavyweight	Over 70.0 kg
Cadet Women Team	-48 kg	Half-lightweight	Up to and including 48.0 kg
	-52 kg	Lightweight	Over 48.0 kg up to and including 52.0 kg
	-57 kg	Half-middleweight	Over 52.0 kg up to and including 57.0 kg
	-63 kg	Middleweight	Over 57.0 kg up to and including 63.0 kg
	+63 kg	Half-heavyweight	Over 63.0 kg
Senior and Junior Men Team	-66 kg	Half-lightweight	Up to and including 66.0 kg
	-73 kg	Lightweight	Over 66.0 kg up to and including 73.0 kg
	-81 kg	Half-middleweight	Over 73.0 kg up to and including 81.0 kg
	-90 kg	Middleweight	Over 81.0 kg up to and including 90.0 kg
	+90 kg	Half-heavyweight	Over 90.0 kg
Cadet Men Team	-60 kg	Half-lightweight	Up to and including 60.0 kg
	-66 kg	Lightweight	Over 60.0 kg up to and including 66.0 kg
	-73 kg	Half-middleweight	Over 66.0 kg up to and including 73.0 kg
	-81 kg	Middleweight	Over 73.0 kg up to and including 81.0 kg
	+81 kg	Half-heavyweight	Over 81.0 kg

2.3 Age Groups

Athletes under 15 years of age are not allowed to compete in any official IJF event, or events organised either under the auspices of the IJF or sanctioned by the IJF. The lower age limit for all IJF competitions is 15 years (calendar year).

The following age categories are recognised by the IJF:

- Cadet - men and women under 18, age 15, 16 and 17 years (calendar year).
- Junior - men and women under 21, age 15 to 20 years (calendar year).
- Senior - men and women, there is only the lower age limit of 15 years (calendar year).

National federations should use the term youth to define cadets and juniors and any age groups from 15-20 years that are different to the IJF cadet and junior age.

2.4 Time Duration of Contests

Regulations related to weight categories, age, contest duration and recommendations for youths.

Note: no athlete less than 15 years old (calendar year) is allowed to take part in any IJF official competition. The additional categories (13/14, 11/12, 9/10 years) are recommendations only.

Female					
SENIORS >14 YEARS	JUNIORS -21 YEARS	CADETS -18 YEARS	13/14 YEARS	11/12 YEARS	9/10 YEARS
4 minutes	4 minutes	4 minutes	3 minutes	2 minutes	No competition
				- 22 kg	
				- 25 kg	
				- 28 kg	
			- 32 kg	- 32 kg	
			- 36 kg	- 36 kg	
		- 40 kg	- 40 kg	- 40 kg	
		- 44 kg	- 44 kg	- 44 kg	
- 48 kg	- 48 kg	- 48 kg	- 48 kg	- 48 kg	
- 52 kg	- 52 kg	- 52 kg	- 52 kg		
- 57 kg	- 57 kg	- 57 kg	- 57 kg		
- 63 kg	- 63 kg	- 63 kg	- 63 kg		
- 70 kg	- 70 kg	- 70 kg			
- 78 kg	- 78 kg	+ 70 kg			
+ 78 kg	+ 78 kg				

Male					
SENIORS >14 YEARS	JUNIORS -21 YEARS	CADETS -18 YEARS	13/14 YEARS	11/12 YEARS	9/10 YEARS
4 minutes	4 minutes	4 minutes	3 minutes	2 minutes	No competition
				- 24 kg	
				- 27 kg	
				- 30 kg	
			- 34 kg	- 34 kg	
			- 38 kg	- 38 kg	
			- 42 kg	- 42 kg	
			- 46 kg	- 46 kg	
		- 50 kg	- 50 kg	- 50 kg	
		- 55 kg	- 55 kg		
- 60 kg	- 60 kg	- 60 kg	- 60 kg		
- 66 kg	- 66 kg	- 66 kg	- 66 kg		
- 73 kg	- 73 kg	- 73 kg			
- 81 kg	- 81 kg	- 81 kg			
- 90 kg	- 90 kg	- 90 kg			
- 100 kg	- 100 kg	+ 90 kg			
+ 100 kg	+ 100 kg				

The IJF do not hold competitions for athletes in the 11/12 years and 13/14 years. The national federations should design their own national concept.



2.5 Competition Systems

The IJF recognises men's and women's competitions. Contests between men and women are not permitted.

There are many different competition elimination bracket systems (refer to the table below and Appendix F) that can be used for competitions, direct knockout, quarter-final (last 8) repechage, double repechage, full repechage, round robin etc. Gold, silver and two (2) bronze medals will be awarded except in the case of low numbers.

Events	System of competition for 6 or more athletes/teams	System of competition for 5 or less athletes/teams
Seniors		
Continental Cups	Double repechage	Low numbers systems for IJF WJT events
Continental Opens	Quarter-final repechage	
Continental Championships		
Continental Championships Mixed Teams		
Grand Prix		
Grand Slam		
Masters		
World Championships Seniors		
World Championships Open		
World Championships Mixed Teams		
World Championships Veterans	Double repechage	
Olympic Games Individual and Mixed Teams	Quarter-final repechage	Not applicable
Non-World Ranking List Events	Organiser's choice	Low numbers systems for IJF WJT or other events
Cadets and Juniors		
World Championships	Quarter-final repechage	Low numbers systems for IJF WJT events
World Championships Mixed Teams		
Continental Cups	Double repechage	
Continental Championships		
Continental Championships Mixed Teams		
Youth Olympic Games	Full repechage	
Non-World Ranking List Events	Organiser's choice	Low numbers systems for IJF WJT or other events

In an individual event if an athlete does not appear for a contest he is considered out of the competition and cannot return for a later contest (if applicable).



For all events where world ranking points can be given a uniform system must be used. On the draw sheet the athlete/team on top wears a white judogi and the one below wears a blue judogi.

2.5.1 Direct Knockout

This is a direct elimination format without a repechage. The losers of the semi-finals will both be awarded bronze medals. The winners of the semi-finals will compete for the gold and silver medals. The four athletes losing the quarter-finals are classified equal fifth.

2.5.2 Quarter-final Repechage

In a quarter-final repechage, for each category, the athletes will be divided into two (2) tables by means of a draw, and an elimination system will be used to produce two (2) finalists, who will compete for the gold medal. The athletes defeated in the quarter-final will compete in two (2) repechage contests. The winners of each of these two (2) repechage contests will compete in bronze medal contests against the loser of the semi-final contest of the respective opposite table. The winners (2) of those contests are placed third. The losers (2) are placed fifth. The losers (2) of repechage contests are placed seventh.

2.5.3 Double Repechage

In a double repechage, for each category, the athletes will be divided into two (2) tables by means of a draw, and an elimination system will be used to produce two (2) finalists, who will compete for the gold medal. Athletes who lost to the four semi-finalists compete in the two (2) repechage pools. The winners of each of these two (2) repechage contests (pools) will compete in bronze medal contests against the loser of the semi-final contest of the respective opposite table. The winners (2) of those contests are placed third.

2.5.4 Full Repechage

All participants can compete at least twice, athletes are divided into two (2) tables (pools), A and B, by means of a draw, and then into two (2) groups (sub-pools) within each table: A1, A2, B1 and B2. The elimination system will be used to produce two (2) finalists. All athletes defeated after each round of competition will take part in the repechage of their respective table according to the elimination system. The winner of each repechage will compete against the loser of the final of the opposite table for the two (2) bronze medals. The winners of table A and table B compete for the gold and silver medals.

With this system there is the possibility that two (2) athletes (or teams) compete together two (2) times (preliminary and repechage).

2.5.5 Round Robin

A round robin system may be used, and this is defined as a system where each athlete or team will compete against the other.

2.5.5.1 Round Robin Rules for Individual Events

The following round robin rules are used to define the classification of each position:

Rule 1. Number of contests won: if the number of contests won are equal, then rule 2 must be followed.

Rule 2. Sum of all points: if there are an equal number of wins, the sum of points for scores: ippon/waza-ari-awasete-ippou = 10, waza-ari = 1. All scores achieved will be counted for both the winner and loser for each contest in the category. An athlete can get a maximum of 10 points per contest. Points are same regardless of if they are achieved in the regular contest time or during golden score. If the sum of all points are equal, then rule 3 must be followed.

Rule 3. Direct comparison: if two (2) athletes have an equal number of wins and sum of all points for scores, the athlete who won the contest between them is defined as better. If there is still equality rule 4 must be followed.

Rule 4. Direct comparison not possible: if there are an equal number of wins and no direct comparison possible because of “beating in circle”: the shortest accumulated time of all winning contests will decide. If there is still equality rule 5 must be followed.

Rule 5. Decision contests: in case of equal time a new draw will be performed between the involved athletes. A knockout system between the involved athletes will be used, applying the World Ranking List (WRL) seeding rules. For example, in the case of three athletes: one (1) contest between two (2) athletes will be held. The winner of this contest will compete against the third athlete to get a final decision.

2.5.5.2 Round Robin Rules for Team Events

The following round robin rules to define the winners are used:

Rule 1. Number of matches won: if the number of matches won are equal, then rule 2 must be followed.

Rule 2. Number of contests won: if the number of contests won are equal, then rule 3 must be followed.

Rule 3. Golden score contests: three different categories will be drawn for three golden score contests (match A v B, match A v C and match B v C). Any category where both athletes are missing must not be included in the draw for that match. Any category where there is only one athlete must be included in the draw for that match. All contests must be fought to decide first, second and third place. If the number of contests won are equal, then rule 4 must be followed.

Rule 4. Equal wins: if there are an equal number of wins, then rule 3 must be repeated until there is a winning team.

2.5.6 Best of Three

If there are two (2) athletes it will be the best of two (2) contests and if the wins are equal (1-1), a third contest will decide.



2.6 Regulations for Low Numbers of Athletes or Teams

If there are one (1) to five (5) athletes or teams the low numbers competition systems and rules apply.

2.6.1 Low Numbers System for IJF WJT Events

The following competition systems and rules must be used in IJF WJT individual and mixed team events.

No. of athletes	Competition system	Medals awarded	WRL points awarded (if applicable)
5*	<p>Individuals and mixed teams The athletes/teams will be divided as follow:</p> <p>Pool A – 3 athletes/teams will compete in a round robin system. The winner will go to the final, the second will compete against the loser from pool B in the bronze medal contest.</p> <p>Pool B – 2 athletes/teams will compete for a place in the final</p>	Gold, silver and one bronze	<p>Individuals First, second, one third and one or two fifth (only if the athlete won one contest in the round robin) place.</p> <p>Mixed teams First, second, one third and two fifth places.</p>
4*	Elimination system with two (2) pools of two (2) single contests/matches, then a contest/match between the two (2) losers of each pool for the single bronze medal and a contest/match between the two (2) winners of each pool for the gold and silver medals.	Gold, silver and one bronze	<p>Individuals First, second and one third place.</p> <p>Mixed teams First, second, one third and one fifth place.</p>
3*	A round robin system will be held in the elimination round. The best and the second best will compete in a final for the gold and silver medal. The third athlete/team will be awarded the single bronze (for individuals, only if one contest was won).	Gold, silver and one bronze (for individuals, if one contest was won)	<p>Individuals First, second and third (only if one contest was won) place.</p> <p>Mixed teams First, second and third place.</p>
2*	One final contest/match.	Gold (individuals) Gold, silver (Mixed Teams)	<p>Individuals First place.</p> <p>Mixed teams First and second place.</p>
1*	No competition.	None	No

*Participation points given (if applicable).

If only one (1) athlete passes the weigh-in there will be no competition.



2.6.2 Low Numbers System for Other Events

For other individual and team events, the organiser can choose the competition system used. Depending on the number of athletes/teams the number of medals awarded must follow rule 2.6.1.

2.7 Competition System for Mixed Team and Team Events

The system of competition for IJF Mixed Teams events will be the elimination system with quarter-final repechage (refer to Section 2.5.2 for a full description). Match is used to define the competition between both teams. Within each match there are a number of contests (depending on the event).

For other team events, different types of systems can be used such as double repechage, full repechage, or direct knockout. Gold, silver and two (2) bronze medals will be awarded except in the case of low numbers.

2.7.1 Regulations for Mixed Team Events

Each team can consist of up to six (6) athletes (3 women and 3 men) and has the possibility to have up to six (6) reserves (3 women and 3 men).

To enter the mixed team competition the national federation must have a full team. This means that on the delegation control list during accreditation there must be athletes able to compete in all six (6) categories. A total of 12 athletes can be inscribed with a maximum of two (2) athletes per category.

If there are injuries or illness after the draw or during the competition a team can compete with a minimum of four (4) athletes.

Weigh-in rules can be found in Section 6. If the event follows an individual competition the team list can be updated before the start of the official weigh-in. In addition, up to one (1) hour after the end of the final block the team category for the athletes competing on the last day of the individual competition can be updated.

During seniors and juniors mixed teams' competitions each athlete is entitled to compete in their own weight category or in the next higher category. During cadets mixed team competitions athletes must compete in their inscribed mixed team category and cannot be moved one (1) team category higher.

During the contests, the non-competing athletes must stay within a marked area on the field of play. Reserve athletes must not enter the field of play.

Two (2) coaches and one (1) doctor per team will be allowed to enter the field of play. Athletes should enter the field of play in the order that they will compete in.

A draw will be made for the starting category for the first round. The following rounds will start with the next category in the sequence.

Example: Seniors Mixed Teams - drawn category is -73 kg

1st round: -73 kg, -70 kg, -90 kg, +70 kg, +90 kg, -57 kg

2nd round: -70 kg, -90 kg, +70 kg, +90 kg, -57 kg, -73 kg

Quarter-final: -90 kg, +70 kg, +90 kg, -57 kg, -73 kg, -70 kg

Repechage and semi-final: +70 kg, +90 kg, -57 kg, -73 kg, -70 kg, -90 kg

Bronze and final: +90 kg, -57 kg, -73 kg, -70 kg, -90 kg, +70 kg



Before each match the team leader must select the athletes for each contest. From the maximum of two (2) athletes inscribed in each category he can select one.

If the team has the possibility to put an inscribed athlete in a category, he must do so.

An athlete cannot be rested for one match and return for the next unless they have been replaced by the other inscribed athlete.

If the team has no athlete in a category, they must select the “no competitor” option.

If the wrong athlete goes to the tatami for a contest that is not his own he will be disqualified, and the opponent he was initially supposed to meet will win by fusen gachi.

For the first round the lists must be returned at least 30 minutes before the start of the competition. For other rounds it must be returned 5 minutes after receiving the list from the IJF Sport Commission. Once it is returned to the IJF Sport Commission it cannot be changed.

Duration of each contest: women four (4) minutes and men four (4) minutes (real time).

After the team bow the byes are displayed on the scoreboard and wins are given.

Example: If one team has one (1) category empty: 1:0

Example: if both teams have a different category empty: 1:1

Example: if both teams have the same category empty: 0:0 (this is the only case when we stop a match when a team has reached 3 wins).

These byes are skipped later, no athlete needs to return to the tatami to bow again if there is no contest to be fought.

The first team to win the majority of contests is declared the winner. In IJF events the remaining contests will not be fought. In other events the organiser can decide if the remaining contests will take place or not.

If during the match, in one contest, an athlete enters the tatami and refuses to compete, he will be given a direct hansoku-make (cannot continue in competition) and the opponent will be declared the winner.

The losing athlete cannot continue in the next rounds. The team of the losing athlete can continue in the next round if applicable.

If one (1) team does not arrive for a match, the other team will be declared the winner. They are considered out of competition and cannot return for a later match (if applicable).

If there are an equal number of wins at the end of the match, there is a draw for the weight category that will compete in a golden score contest (see table below) to decide the winning team. The draw is done by computer and displayed on the athlete and public (big screen) scoreboards. If the public scoreboard is not available the coaches or the teams should be invited to watch the computer monitor when the draw is taking place.

	Draw for Golden Score Contest Scenario	Action
1	Both teams have “no competitor” in the same category	Category is removed from the draw
2	One team has “no competitor” or after the regular contest an athlete is unable to continue (injured, ill, direct hansoku-make cannot continue in competition etc.)	Category remains in the draw and the win is given directly to the other team
3	In the regular contest both athletes given an indirect hansoku-make (3 shido) or a direct hansoku-make (can continue in competition)	Category remains in the draw
4	In the regular contest both athletes given a direct hansoku-make (cannot continue in competition)	Category is removed from the draw

If there is a double hansoku-make during the golden score contest the following rules will be respected:

	Scenario	Action
1	Both athletes given an indirect hansoku-make (3 shido) in the golden score contest	Category is included in a new draw for another golden score contest
2	Both athletes given a direct hansoku-make (can continue in competition) in the in the golden score contest	Category is included in a new draw for another golden score contest
3	Both athletes given a direct hansoku-make (cannot continue in competition) in the golden score contest	Category is removed and there is a new draw for another golden score contest

The IJF Ad Hoc Commission will decide the consequences in any situation that may result in a whole team being disqualified.

If a National Olympic Committee (NOC) qualifies for the Olympic Games mixed team event, all athletes who qualified for the individual competition can take part in the mixed team competition, up to a maximum of seven (7) women and seven (7) men.

2.7.2 Regulations for Female and Male Team Events

Each team will consist of up to five (5) athletes and has the possibility to have up to five (5) reserves. A team must consist of a minimum of three (3) athletes.

A total of 10 athletes can be inscribed with a maximum of two (2) athletes per category.

Weigh-in rules can be found in Section 6. Before the start of the official weigh-in the coach can update the team list.



During female and male team events each athlete is entitled to compete in their own weight category or in the next higher category.

During the contests, the non-competing athletes must stay within a marked area on the field of play. Reserve athletes must not enter the field of play.

One (1) coach and one (1) doctor per team will be allowed to enter the field of play. Athletes should enter the field of play in the order that they will compete in.

The contests in female and male team matches will be fought from the lightest weight to the highest weight.

Before each match the team leader must select the athletes for each contest. From the maximum of two (2) athletes inscribed in each category they can select one (1). If the team has the possibility to put an inscribed athlete in a category, they must do so. An athlete cannot be rested for one (1) match and return for the next unless they have been replaced by the other inscribed athlete.

If the team has no athlete in a category, they must select the “no competitor” option.

If the wrong athlete goes to the tatami for a contest that is not his own he will be disqualified, and the opponent he was initially supposed to meet will win by fusen gachi.

For the first round the lists must be returned at least 30 minutes before the start of the competition. For other rounds it must be returned 5 minutes after receiving the list from the IJF Sport Commission. Once it is returned to the IJF Sport Commission it cannot be changed.

Duration of each contest: women four (4) minutes and men four (4) minutes (real time).

After the team bow the byes are displayed on the scoreboard and wins are given.

Example: If one team has one (1) category empty: 1:0

Example: if both teams have a different category empty: 1:1

Example: if both teams have the same category empty: 0:0 (this is the only case when we stop a match when a team has reached 3 wins).

These byes are skipped later, no athlete needs to return to the tatami to bow again if there is no contest to be fought.

The first team to win the majority of contests is declared the winner. The organiser can decide if the remaining contests will take place or not.

If during the match, in one contest, an athlete enters the tatami and refuses to compete, he will be given a direct hansoku-make (cannot continue in competition) and the opponent will be declared the winner.

The losing athlete cannot continue in the next rounds. The team of the losing athlete can continue in the next round if applicable.

If one (1) team does not arrive for a match, the other team will be declared the winner. They are considered out of competition and cannot return for a later match (if applicable).

If there are an equal number of wins at the end of the match see Section 2.7.1 for the necessary action.

2.8 Event Outlines

For each IJF WJT event outlines will be published on the IJF website and sent to the national federations. The deadlines in the outlines must be respected.

2.8.1 Visas

The LOC will assist with visas where possible but having the correct visa is the responsibility of each participant. Visa applications will only be accepted for people who are inscribed in **Judobase** for the event.

The invitation letters issued by the LOC must only be used for visa application for the concerned event.

It is the responsibility of the national federation to ensure that their delegation respects the conditions of stay defined by the Government of the country hosting the event. If any participant does not respect these conditions, any costs arising will be borne by the national federation concerned.

2.8.2 Transportation

The LOC will provide transportation for competing delegations during the competition. This transportation service (including airport transfers) is only offered on the days when the delegations are booked in an official hotel through the LOC. On days delegations are using an unofficial hotel or an official hotel, not reserved through the LOC, they are not allowed to use the official event transportation.

Travel information must be uploaded to **my.ijf.org** according to the hotel reservation arrival and departure dates. If the delegation misses the transport deadline and travel information is not uploaded airport, train or bus station transfers are NOT guaranteed and a fee may be charged by the LOC.

2.8.3 Accommodation

All delegations, who inscribe for an IJF WJT event, must reserve their accommodation in one (1) of the official hotels published in the event outlines. The reservation must be made with the LOC (not directly with the hotel).

The minimum reservation for a delegation is two (2) nights multiplied by the total number of people inscribed in **Judobase**. The national federation President and referee nominated by the IJF are not included in this calculation.

Examples:

- 4 people inscribed in **Judobase** (no referee) = 4×2 nights = 8 nights or more must be reserved.
- 17 people inscribed in **Judobase** (including 1 referee) = $(17-1) \times 2 = 32$ nights or more must be reserved.

This rule does not apply to the host national federation delegates.

The LOC will do their best to provide the first choice of accommodation but as rooms might be limited this cannot be guaranteed.



After the accommodation deadline, the LOC cannot promise rooms in the hotels detailed in the outlines and another official hotel may be added. Accommodation cancellation fees will be detailed in the event outlines.

The hotel prices are not guaranteed after the reservation deadline and delegations requesting accommodation late may be subject to a price increase.

Any damage to hotel property resulting from the stay of a national delegation will be charged to the national federation and must be paid in full.

Delegations are kindly requested not to dry clothing (including judogi) or have training sessions in the corridors of the official hotels.

According to the IJF rule enacted on the 2 December 2012 in Tokyo, “the organising country should not request penalties fee for participating countries who cannot make bank transfers but can pay in cash upon arrival. Those countries who cannot make bank transfers should inform the LOC well in advance that they will pay cash on arrival”.

All bank fees and bank transfer costs must be paid by the participating national federation. If payment is being made by bank transfer the bank information must be inserted correctly and completely on the transfer document and any procedures related to amendment of the bank transfer must be done before arrival.

Delegations must ensure that all bank charges are paid at their end so that the LOC receive the correct amount of funds without any deductions. The person attending accreditation must bring proof of the bank transfer.

2.8.4 Training

The LOC are responsible to provide training facilities (from 2 days before the competition until the end of the final weigh-in) that will be approved by the IJF Sport Commission. Planning and scheduling of training sessions will be organised taking into consideration requests made by delegations daily on a first request made first served basis. To book training contact the LOC. Ice and water (in sealed bottles, cans or containers up to 500 ml), with a low sodium and/or chloride content (below 200 mg/l) must be provided for delegations at all training venues for all training days. This rule applies to warm-up areas, all training areas, medical rooms and doping control rooms.

2.8.5 Consent for use of data/photography/videos/filming

Delegates inscribed by their national federations for WJT events consent to the IJF and its media partners to use content of them, including data, live results, photographs and/or video recordings (hereafter referred to as Media). This media may be obtained from national federations and IJF. It will also be acquired by the IJF and its media partners from in and around all IJF WJT event venues.

Media could be used in print and digital media formats including print publications, websites, e-marketing, posters banners, advertising, film, broadcast, social media, education purposes and other purposes.

The national federation must ensure that they have the permission of each delegate or in the case of a minor the permission of the parent/guardian.

If a delegate does not give consent, then the national federation must inform the International Judo Federation by writing to **registration@ijf.org**

2.9 Official Notice Boards

All event information (transport times, training schedule, departure schedule etc.) for the delegations will be communicated and posted on the official notice boards in each official hotel and in the warm-up area. The information can also be found online in the IJF notice board Telegram group.



TBILISI





IJF WORLD RANKING LISTS

The world ranking lists (WRL) are the responsibility of the IJF Sport Commission and are managed by the IJF IT Team. The WRL can be found at www.ijf.org and for assistance please contact the relevant ranking email (ranking.seniors@ijf.org, ranking.juniors@ijf.org or ranking.cadets@ijf.org).

3.1 IJF World Ranking Lists

The International Judo Federation (IJF) produces World Ranking Lists (WRL) for individuals and mixed teams. These WRL lists are used for seeding athletes/teams in the draw for ranking events. There is also an IJF Nation WRL which shows the total ranking points from each WRL per nation.

The number of points earned depends on the type of event and how far an athlete/team progresses in the competition. In the individual competition, the points are allocated to the athlete in the weight category in which they participate and cannot be transferred to another weight category. In the mixed team competition, the points are allocated to the respective nation.

The lists are updated following the ranking events where athletes/teams earn points to be ranked on an IJF WRL.

Annually points either reduce or expire. The dividing line for reduction or expiration is the following week in which the competition was held, the beginning of the week is defined as Monday (week numbering is following the international standard ISO 8601).

Example: If the competition is held in week 10 of the year (YYYY), the points are reduced to half at the beginning of week 11 in the next year (YYYY+1) and expired at the beginning of week 11 in the year after (YYYY+2).

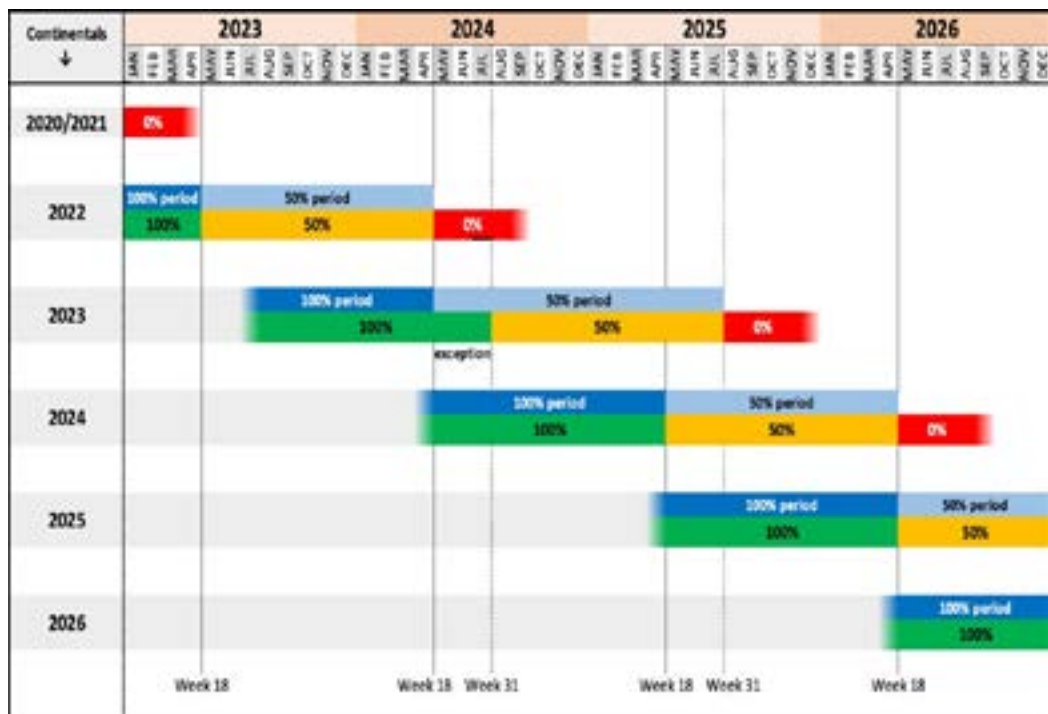
There are exceptions for Continental Championships Seniors and Mixed Teams, for the equal treatment of all continents, points will be handled as follows, regardless of the week that the competition takes place.

The Continental Championships Seniors Individual and Mixed Teams 2022 will be treated as if they were held in week number 17 regardless of the week number that they are organised in (points are added when competition is held). The points reduction will be done on Monday of week 18, 2023 (50%) and week 18, 2024 (0%).

The Continental Championships Seniors Individual and Mixed Teams 2023 will be treated as if they were held in week 30 regardless of the week number that they are organised in (points are added when competition is held). The points reduction will be done on Monday of week 31, 2024 (after the Olympic Games) (50%) and week 31, 2025 (0%). Please note that these will move to period 50% on week 18 2024, keeping their 100% value.

The Continental Championships Seniors Individual and Mixed Teams 2024 will be treated as if they were held in week number 17 regardless of the week number that they are organised in (points are added when competition is held). The points reduction will be done on Monday of week 18, 2025 (50%) and week 18, 2026 (0%).

In 2025, the Continental Championships Seniors and Mixed Teams 2023 and 2024 will be treated as if they were held in week 17 regardless of the week number that they are organised in. The period change will be done on Monday of week 18, 2025.



There are exceptions for Continental Championships Juniors and Mixed Teams and Cadets and Mixed Teams.

For the equal treatment of all continents, points will be handled as follows, regardless of the week that the competition takes place (points are added when competition is held).

Competition	Points allocation as if competition was held in week number:	Points reduction/expiration on Monday of week number:
Continental Championships Juniors and Mixed Teams	26	27
Continental Championships Cadets and Mixed Teams	26	27

These WRL lists are used for seeding athletes/teams in the draw for ranking events.

3.2 IJF World Ranking Lists for Individuals

There are three IJF WRL for individuals; IJF Seniors WRL, IJF Juniors WRL and IJF Cadets WRL.

3.2.1 IJF Seniors World Ranking List

Athletes can earn points for the IJF Seniors WRL by competing in IJF World Judo Tour (WJT) events for senior, World Championships Juniors, Continental Championships and Continental Opens for seniors.

	Continental Opens	Continental Championships	Junior World Championships	Grand Prix	Grand Slam	Masters	World Championships	Olympic Games
1 st place	100	700	700	700	1000	1800	2000	2200
2 nd place	70	490	490	490	700	1260	1400	1540
3 rd place	50	350	350	350	500	900	1000	1100
5 th place	36	252	252	252	360	648	720	792
7 th place	26	182	182	182	260	468	520	572
9 th place (1/16)	16	112	112	112	160	288	320	352
17 th place (1/32)	12	84	84	84	120		240	264
1 contest won	10	70	70	70	100		200	
Participation	0	6	6	6	10	200	20	

Participation points will be given for Grand Prix, Grand Slam, Masters, Continental Championships and World Championships. In a Continental Open a minimum of one (1) contest must be won to get points.

The points for each competition will count as follows:

100% Period	Look back 12 months	• 5+1 best results	100%
50% Period	Look back 13-24 months	• 5+1 best results	50%
	After 24 months	• Points expire	0%

In each period the five (5) best results from Grand Slam, Grand Prix and Continental Opens plus one (1) result from the continental championships or Masters count. In a case where the athlete competes in both events (Continental Championships and Masters) then the higher point score will count as the 6th result, and the lower point score may count as one (1) of the five (5) best results.

Exception for the 6th result:

Olympic qualification period	6 th result rule
50% Period (24 June 2022 to 22 June 2023)	Higher points from Masters 2022 (50%) or continental championships 2023 (100%)
100% Period (23 June 2023 to 23 June 2024)	Higher points from Masters 2023 (100%) or continental championships 2024 (100%)

The lower points are going to be counted in the best five of the period, if applicable.



At Grand Prix and Grand Slam events only the two (2) best domestic athletes per category can obtain points for the IJF Seniors WRL. In case of equality the points will be automatically given to the highest ranked athlete. If still equal, the domestic national federation will decide.

If two or more athletes have an equal number of total WRL points, the higher ranking will be decided by:

- The highest sum of the current points from all World Championships.
- The highest sum of the current points from all Grand Prix, Grand Slams and Masters.
- The highest current points from a single event, then, if needed, the second highest, and so on.

In the case of Olympic Qualification, if the athletes are still equal the IJF Executive Committee will make the decision.

Athletes participating in the World Championships Juniors, will be added to the IJF Seniors WRL, and will be given the same points as those given for a Grand Prix.

3.2.2 IJF Juniors World Ranking List

Athletes can earn points for the IJF Juniors WRL by competing in Continental Cups Juniors, Continental Championships Juniors and World Championships Juniors.

	Continental Cups	Continental Championships	World Championships
1st place	100	200	500
2nd place	60	120	300
3rd place	40	80	200
5th place	20	40	100
7th place	16	32	80
Each contest won	2	6	12
Participation	0	2	4

Participation points will be given for Continental Championships Juniors and World Championships Juniors. In a Continental Cup Juniors, a minimum of one (1) contest must be won to get points.

The points for each competition will count as follows:

100% period	Look back 12 months	<ul style="list-style-type: none"> • Three best results from Continental Cup • Result from last Continental Championships • Result from last World Championships 	100%
50% period	Look back 13-24 months	<ul style="list-style-type: none"> • Three best results from Continental Cup • Result from previous Continental Championships • Result from last World Championships 	50%
	After 24 months	<ul style="list-style-type: none"> • Points expire 	0%

At World Championships Juniors only the nine (9) best domestic male and nine (9) best domestic female athletes from the host country will be considered for the IJF Juniors WRL and IJF Seniors WRL. In case of equality the points will be automatically given to the highest ranked athlete. If still equal, the domestic federation will decide.

If two or more athletes have an equal number of total WRL points, the higher ranking will be decided by:

- The highest sum of the current points from all World Championships Juniors.
- The highest sum of the current points from all Continental Championships Juniors.
- The highest sum of the current points from all Continental Cups Juniors.
- The highest current points from a single event, then, if needed, the second highest, and so on.

3.2.3 IJF Cadets World Ranking List

Athletes can earn points for the IJF Cadets WRL by competing in Continental Cups Cadets, Continental Championships Cadets and World Championships Cadets.

	Continental Cups	Continental Championships	World Championships	
1st place	100	200	500	
2nd place	60	120	300	
3rd place	40	80	200	
5th place	20	40	100	
7th place	16	32	80	
Each contest won	2	6	12	
Participation	0	2	4	

Participation points will be given for Continental Championships Cadets and World Championships Cadets. In a Continental Cup Cadets, a minimum of one (1) contest must be won to get points.

The points for each competition will count as follows:

100% period	Look back 12 months	<ul style="list-style-type: none"> • Three best results from Continental Cup • Result from last Continental Championships • Result from last World Championships 	100%
50% period	Look back 13-24 months	<ul style="list-style-type: none"> • Three best results from Continental Cup • Result from previous Continental Championships • Result from last World Championships 	50%
	After 24 months	<ul style="list-style-type: none"> • Points expire 	0%

At World Championships Cadets only the ten (10) best domestic male and ten (10) best domestic female athletes will be considered for the IJF Cadets WRL. In case of equality the points will be automatically given to the highest ranked athlete. If still equal, the domestic federation will decide.

If two or more athletes have an equal number of total WRL points, the higher ranking will be decided by:

- The highest sum of the current points from all World Championships Cadets.
- The highest sum of the current points from all Continental Championships Cadets.
- The highest sum of the current points from all Continental Cups Cadets.
- The highest current points from a single event, then, if needed, the second highest, and so on.

Note: For the Youth Olympic Games only the last three criteria above are relevant as there are no World Championships during the qualification period.

If the athletes are still equal the IJF Executive Committee, in the case of Youth Olympic qualification, will make the final decision.

3.3 IJF World Ranking Lists for Mixed Teams

There are three (3) IJF WRL for mixed teams; IJF Seniors Mixed Teams WRL, IJF Juniors Mixed Teams WRL and IJF Cadets Mixed Teams WRL.

3.3.1 IJF Seniors Mixed Teams World Ranking List

Teams can earn points for the IJF WRL Seniors Mixed Teams by competing in Continental Championships Seniors Mixed Teams and World Championships Seniors Mixed Teams.

Placing	Continental Championship points	World Championship points	Olympic Games points
1 st place	4200	12000	13200
2 nd place	2940	8400	9240
3 rd place	2100	6000	6600
5 th place	1512	4320	4752
7 th place	1092	3120	3432
9 th place (1/16)	672	1920	2112
17 th place (1/32)	504	1440	1584

Points will be allocated even if no match was won.

The points for each competition will count as follows:

100% period	Look back 12 months	• Championships points	100%
50% period	Look back 13-24 months	• Championships points	50%
	After 24 months	• Points expire	0%

Additional rules in the case of equality of total points, the higher ranking will be decided by:

- The highest sum of the current points from all World Championships Seniors Mixed Teams.
- The highest sum of the current points from all Continental Championships Seniors Mixed Teams.

Note: for decreasing exceptions, please see 3.1 IJF World Ranking Lists.



3.3.2 IJF Juniors Mixed Teams World Ranking List

Teams can earn points for the IJF Juniors Mixed Teams WRL by competing in the Continental Championships Juniors and World Championships Juniors Mixed Teams.

Placing	Continental Championship points	World Championship points
1 st place	700	2000
2 nd place	490	1400
3 rd place	350	1000
5 th place	252	720
7 th place	182	520
9 th place (1/16)	112	320
17 th place (1/32)	84	240

Points will be allocated even if no match was won.

The points for each competition will count as follows:

100% period	Look back 12 months	• Championships points	100%
50% period	Look back 13-24 months	• Championships points	50%
	After 24 months	• Points expire	0%

Additional rules in the case of equality of total points, the higher ranking will be decided by:

- The highest sum of the current points from all World Championships Juniors Mixed Teams.
- The highest sum of the current points from all Continental Championships Juniors Mixed Teams.

3.3.3 IJF Cadets Mixed Teams World Ranking List

Teams can earn points for the IJF Cadets Mixed Teams WRL by competing in the Continental Championships Cadets Mixed Teams and World Championships Cadets Mixed Teams.

Placing	Continental Championship points	World Championship points
1 st place	700	2000
2 nd place	490	1400
3 rd place	350	1000
5 th place	252	720
7 th place	182	520
9 th place (1/16)	112	320
17 th place (1/32)	84	240

Points will be allocated even if no match was won.

The points for each competition will count as follows:

100% period	Look back 12 months	• Championships points	100%
50% period	Look back 13-24 months	• Championships points	50%
	After 24 months	• Points expire	0%

Additional rules in the case of equality of total points, the higher ranking will be decided by:

- The highest sum of the current points from all World Championships Cadets Mixed Teams.
- The highest sum of the current points from all Continental Championships Cadets Mixed Teams.

3.4 IJF Nations World Ranking List

The IJF Nations WRL consists of the sum of the current WRL points (seniors, juniors and cadets) plus the sum of the current Mixed Team (seniors, juniors and cadets) WRL for that nation.

3.5 Additional Rules

An athlete is in the competition only once he passes the official weigh-in.

If an athlete passes the official weigh-in and is alone in the category he will get the participation ranking points, if applicable.

Any athlete who does not come to the tatami for a contest will have a line put through his name on the draw sheet. His opponent must come to the tatami and bow. He will be declared the winner by fusen-gachi and WRL points will be given.

When an athlete loses a contest by a direct hansoku-make for acts against the spirit of judo, ranking points will be assigned for the position that the athlete reached in the competition. However, points, medals and prize money may be removed depending on the results of any further disciplinary action.

If an athlete on the IJF World Ranking List changes their nationality they will keep all the previously acquired points in all the categories where they competed before. If they decide to participate in a new different category, or if there is an age class change, they will start from zero.

If an athlete on any IJF WRL changes their gender, they will lose all WRL points.

An athlete classified in any IJF WRL (either cadets, juniors or seniors) is not authorised to take part in an international competition of any combat sport, other than judo, unless authorisation has been given by the IJF. An international competition is defined as a competition where two (2) or more different nations take part. The national federation is responsible for controlling and sending the information on any cases to the IJF General Secretariat (gs@ijf.org). Failure to do so may result in disciplinary action for the national federation.

The automatic sanction system for athletes who did not ask the IJF for authorisation or did not respect the IJF decision is applicable as follows:

- 1st violation: 2 months suspension from IJF and Continental Unions competitions and other judo activities e.g., training camp.
- 2nd violation: 2 years suspension from IJF and Continental Unions competitions and other judo activities e.g., training camp.
- Further violations will be referred to the IJF Disciplinary Committee.



ENTRIES AND ACCREDITATION

Entries for IJF events are the responsibility of the IJF Sport Commission and are managed by the IJF IT Team. For assistance on the entries please contact registration@ijf.org

4.1 Participation Rules for IJF WJT Events

Any delegate is eligible to participate in a competition provided he fulfils the following requirements:

- Not under a disciplinary suspension.
- Not under suspension for anti-doping rule violation.
- Not carrying any communicable diseases that may risk other delegates' health.

In addition to the above, coaches must have:

- From 1 September 2024 to coach in Grand Prix, Grand Slam, Masters, World Championships Seniors Individual and Mixed Teams and Olympic Games a coach must have either the International Judo Federation (IJF) Academy Level 1 Instructor, the Undergraduate certificate Judo Instructor (UCJI), or the Master Coach certification.
- From 1 January 2026 to coach in World Championships Cadets Individual and Mixed Teams and World Championships Juniors Individual and Mixed Teams, a coach must have either the IJF Academy Level 1 Instructor, the Undergraduate certificate Judo Instructor (UCJI), or the Master Coach certification.

Coaches at the World Championships Veterans are exempt from this certification rule.

In addition, athletes must:

- Meet the IJF Athlete Eligibility Regulations (found in the IJF Governance Policies: www.ijf.org/ijf/documents/3)
- Not be under medical suspension.
- Be healthy and fit for competition.
- Is the correct age for the competition that the athlete wants to enter. Any national federation entering athletes that are not of the correct age will be subject to an investigation and possible disciplinary action.
- Have sufficient technical knowledge (know the terminology and can execute all the techniques in Appendix G) and understand fully the IJF sport and refereeing rules. For all participants in World Championships juniors and cadets minimum technical requirements will be requested under the supervision of the IJF Judo Academy.

4.2 Entries for IJF WJT Events

Only entries from member national judo federations will be accepted.

In some exceptional cases, the IJF can, to protect an athlete's career, inscribe an athlete into an IJF event, under his national federation Flag or under the IJF flag, according to the specificity of the case.

The name and date of birth of each delegate should match that of their passport. If the person wishes to be known by another name, they should write to the IJF General Secretariat (gs@ijf.org) with copy to registration@ijf.org for approval. If someone has a name change or their name/date of birth is incorrect, the national federation should send a copy of the valid passport to registration@ijf.org so that their **Judobase** record can be updated.

All participating delegates must have a **Judobase** profile and a valid IJF card and be inscribed in the event in **Judobase** by their national federation by the event deadline.

There are two types of IJF cards:

- IJF international cards (renewable every two years) can be used for all functions (athlete, coach, team official, doctor etc.) at IJF World Judo Tour events including world championships kata and veterans.
- IJF veterans/kata card (valid for life) can be used for all functions (athlete, coach, team official, doctor etc.) at the world championships kata and veterans. It cannot be used at other IJF World Judo Tour events.

The President of a national federation cannot act as a coach or referee during events organised by the IJF.

A national federation coach can be accredited for ONLY one country per event except when prior permission has been given by the IJF after confirmation that all national federations involved agree. Requests from each of the national federation involved must be sent to the IJF General Secretariat, by email (gs@ijf.org). The coach must then be inscribed in the event for each country and an explanation sent to the LOC informing them that IJF permission has been given in order for them not to charge twice for the accommodation etc. and also inform them who is paying for the accommodation.

Athletes can be entered in ONLY one weight category per IJF World Ranking List (WRL) event. Each person can only be inscribed with one function (i.e., athlete, coach, referee, team official etc.) per event. This rule is not the same for veteran events (Appendix A).

After the deadline changes can be made one to one, like for like, due to injury or illness. For example, an injured athlete can be replaced by another athlete regardless of gender or weight category. An ill team official can be replaced by another team official etc.

The process is as follows:

- Until seven (7) days before draw, the correct names of the complete delegation (athletes and officials) must be registered online on the IJF registration page (<https://admin.judobase.org>). During the period of Olympic qualification, for events where Olympic qualification points can be earned, no additional athletes (under any circumstances) can be inscribed after this deadline.
- Until 5 days before the start of accreditation if a delegation has replacements and/or cancellations these changes must be entered online at <https://admin.judobase.org>.
- Until start of accreditation, any last-minute replacements or cancellations must be sent to the IJF registration e-mail: registration@ijf.org. A confirmation will be sent from the IJF. Emails to registration@ijf.org only cancel the delegate for the competition, for accommodation cancellations you must email the LOC directly.

During accreditation, registered athletes can be replaced by other athletes and registered officials can be replaced by other officials.

4.3 Cancellation of Athletes

Whenever possible, cancellations should be made before accreditation. Any cancellation of an athlete during accreditation without replacement will result in the following penalty: If registered athletes are cancelled during accreditation without previous notification to IJF, a penalty of 100 USD per athlete will apply.

This penalty will be charged by the IJF to the national federation.

The LOC has the right to charge cancellation fees as detailed in the event outlines.



4.4 Number of Entries

For IJF events the number of entries allowed for each national federation will be as follows:

World Championships Seniors

Only athletes ranked number 1-100* in the IJF Seniors WRL, and athletes ranked number 1-16* in the IJF Juniors WRL, can take part with each national federation allowed to enter:

- Up to 9 entries for women with maximum 2 athletes per category.
- Up to 9 entries for men with maximum 2 athletes per category.

The host country may enter:

- Up to 9 entries for women with maximum 2 athletes per category, regardless of WRL position.
- Up to 9 entries for men with maximum 2 athletes per category, regardless of WRL position.

The IJF Head Sport Director will choose a date when the IJF Seniors WRL will be used for qualification and seeding for the World Championships Seniors.

There is no open category.

*Equally ranked athletes can all participate.

World Championships Open

- Up to 4 entries for women.
- Up to 4 entries for men.

World Championships Juniors

- Up to 9 entries for women with maximum 2 athletes per category.
- Up to 9 entries for men with maximum 2 athletes per category.

The host country may enter:

- Up to 14 entries for women with maximum 2 athletes per category.
- Up to 14 entries for men with maximum 2 athletes per category.

Organisers of World Championships Juniors (especially cities and regions) could have additional Wild Cards for their local and regional athletes, not affecting quotas of the Federation. The number of athletes proposed by the LOC will be agreed by the IJF Head Sport Director.

However, from the host country only the best results from 9 men and 9 women will be considered for the IJF Juniors WRL and IJF Seniors WRL.

There is no open category.

World Championships Cadets

Each national federation may enter:

- Up to 10 entries for women with maximum 2 athletes per category.
- Up to 10 entries for men with maximum 2 athletes per category.

The host country may enter:

- Up to 16 entries for women with maximum 2 athletes per category.
- Up to 16 entries for men with maximum 2 athletes per category.

Organisers of World Championships Cadets (especially cities and regions) could have additional Wild Cards for their local and regional athletes, not affecting quotas of the Federation. The number of athletes proposed by the local organising committee will be agreed by the IJF Head Sport Director.

However, from the host country only the best results from 10 men and 10 women will be considered for the IJF Cadets WRL.

There is no open category.

World Championships Mixed Teams

- 2 athletes per category.

World Championships Kata

Seniors category

- A maximum of 10 pairs and a maximum of 3 pairs in a kata.

U23 category

- A maximum of three (3) pairs in a kata.

World Championships Veterans

There is no limit to the number of athletes from the same country that can be inscribed in a category.

World Masters

- The top 36 athletes in the IJF Seniors WRL in each weight category will be invited. No reserve athletes will be invited.

If an athlete qualifies in more than one category, the national federation can decide in which category they will take part. The national federation will be given a deadline for this decision.

If they do not decide on time, the IJF will take the decision based on the highest-ranking position and that will be the category that is chosen. No replacement athlete will be invited in the category that is not chosen.

Athletes can only be entered in the weight category for which they have been selected.

The organising country has the right to have a minimum of two (2) athletes in each category. If they do not qualify anyone in the top 36 up to two (2) domestic athletes can participate as the 37th and 38th athlete.

If, in a category, there are athletes known to be suspended for disciplinary reason(s) and/or under voluntary/obligatory/optional provisional suspension for doping reason(s) and/or serving ineligibility for anti-doping rule violation(s) they will NOT participate and the next athlete(s) in the list from position number 37 and below will be invited.

Grand Prix and Grand Slam

- Up to 14 entries for women with maximum 2 athletes per category.
- Up to 14 entries for men with maximum 2 athletes per category.

The host country may enter:

- Up to 28 entries for women with maximum 4 athletes per category.
- Up to 28 entries for men with maximum 4 athletes per category.

However, from the host country only the best two (2) results from each category will be considered for the IJF Seniors WRL.

Continental Championships Seniors

Up to 9 entries for women with maximum 2 athletes per category.

- Up to 9 entries for men with maximum 2 athletes per category.

Continental Championships Juniors

- Up to 9 entries for women with maximum 2 athletes per category.

- Up to 9 entries for men with maximum 2 athletes per category.

Continental Championships Cadets

- Up to 10 entries for women with maximum 2 athletes per category.

- Up to 10 entries for men with maximum 2 athletes per category.

Continental Opens and Cups

There is no limit to the number of athletes from the same country that can be inscribed in a category.

Registration Under the IJF Flag

There is no limit to the number of athletes participating under the IJF flag, this includes IJF Refugee Team athletes competing with the three-letter code IRT.

4.5 Accreditation

The purpose of accreditation is to identify people and their roles at events and allow them necessary access to perform their roles.

At least one team delegate must attend on time to confirm the entries of all athletes and officials with a signature on the delegation confirmation list. A delayed appearance or no-show may result in the exclusion of all participants from the draw and the event. In case of unforeseen delay of arrival or cancellation, the national federation must immediately contact both the LOC and the IJF registration team (registration@ijf.org).

For each official team member from a national delegation (athletes, coach, team official, doctor etc.) an accreditation card is issued by the IJF during accreditation.

A delegate should never wear another delegate's accreditation card. The accreditation card remains the property of the IJF and can be withdrawn, with immediate effect, at the IJF's sole discretion.

The accreditation card is valid for the duration of the competition and is the personal identity document of the delegate for all security and access controls. This card contains: last (family) name, first (given) name, country, IJF ID number, a picture and for athletes their weight category and WRL position.

At World Championships and whenever it is necessary to verify the face, age and/or nationality of an athlete, a member of the IJF Sport Commission or its representative will check photographic proof of identity.

Accepted documents are a valid passport or a valid national identity card showing the same nationality as the country of issue. The document presented must be the same nationality that the athlete is representing in the competition. A high-quality photocopy or scan will also be accepted, if, for a valid reason these documents are not available.

A travel document which can resemble a passport will not be accepted.

Athletes who have permission to take part in IJF events under the IJF SOR rule 1.7.2 who do not have a valid passport issued by the represented country must present either a photographic identity or refugee travel document and the IJF authorisation letter.

Quota for officials for accreditations (includes team officials, coaches, doctors, and physiotherapists):

- One – four (1-4) athletes = three (3) officials.
- Five – nine (5-9) athletes = five (5) officials.
- 10 or more athletes = seven (7) officials.

The accreditations for national federation president, referee and judoka are not included in the above calculation. The fee for additional team official(s) (who must be inscribed in **Judobase**) is 100 US\$ per accreditation, to be paid to the LOC.

Replacement of lost or forgotten accreditation will be charged at 50 US\$ to be paid to the IJF.

At the accreditation stage the LOC must organise at least two (2) stations for financial payments. One for teams with no changes and one or more for teams that need to make changes.





DRAW

The draw is the responsibility of the IJF Sport Commission.

5.1 Draw Regulations

For all International Judo Federation (IJF) World Championships, Masters, Grand Slams and Grand Prix the draw will take place at 14:00 the day before the competition. For other events, such as the Olympic Games and other multi-sport events, the date and time of the draw will be agreed by the IJF Sport Commission.

After the closing of accreditation and before the start of the draw the lists of athletes by category will be posted either on paper outside the draw room and/or electronically in the IJF notice board (Telegram, WhatsApp, Messenger etc.). Any errors or omissions should be reported to the IJF IT Team before the start of the draw.

The draw may be held online or with attendees.

With attendees a maximum of two (2) delegates per national federation may attend the draw.

Dress code: formal suit (jacket, trousers, shirt, and tie for men; jacket, trousers/skirt/dress, blouse for women) and formal shoes.

The draw will be carried out by computer with the use of the IJF software (or other software if IJF authorised) under the direction of the IJF Sport Director assisted by the IJF IT Team and IJF Sport Commission.

The organising committee shall distribute copies of the draw on demand.

5.2 Seeding for IJF WJT Events

For the World Championships, Masters, Grand Slams, Grand Prix, Continental Opens and Cadets and Juniors Continental Cups up to a maximum of the top eight (8) athletes among the entered athletes in each weight category will be seeded based on their IJF World Ranking List (WRL) position.

For the rest of the draw separation by nations will be respected. In a category, seeding position has the priority over nationality division of the athletes. This means that athletes of the same country may end up in the same pool because of their seeding position or because there is no other possible position for them due to the ranking of the other athletes.

For the World Championships Open there will be no seeding only separation by nations.

For the World Mixed Team Championships, the top four (4) teams, from the IJF Mixed Teams WRL will be seeded.

In theory, seeding should separate the strongest athletes in each category, so that they meet at as late a stage as possible in the chosen method of elimination.

For example, the best two (2) athletes should not meet until the final and the top four until the semi-final and the top eight (8) until the quarter-finals.

Where athletes/teams have the same ranking position, the draw system will automatically do a pre-draw to define the athlete seeding position.

Seeding in elimination bracket system is set up to have the draw placing the:

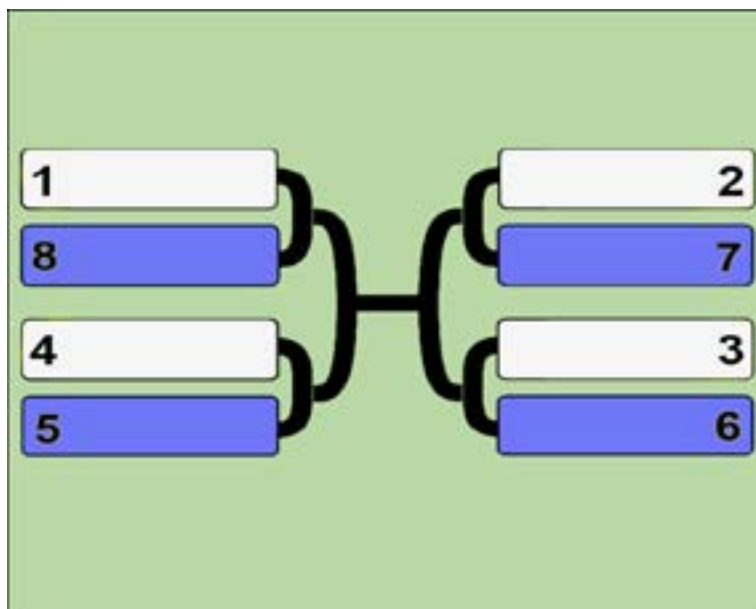
- Number one (1) seed vs. the number eight (8) seed in Pool A.
- Number two (2) seed vs. the number seven (7) seed in Pool C.
- Number three (3) seed vs. the number six (6) seed in Pool D.
- Number (4) seed vs. the number five (5) seed in Pool B.

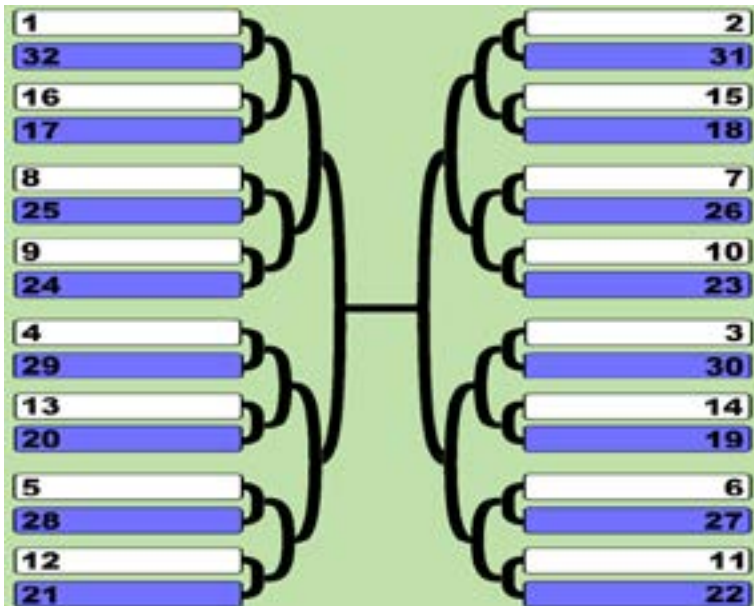
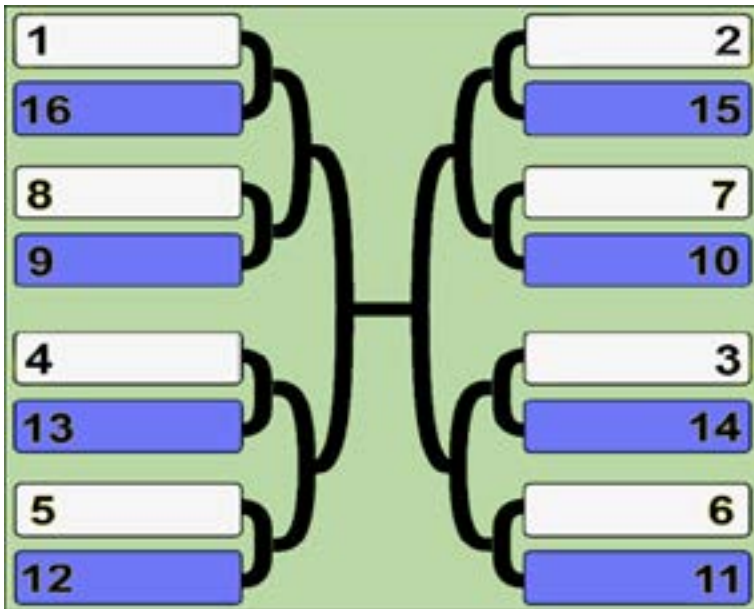
Seeded athletes are always placed in the same position on the draw sheet.

Seeding in the low numbers 3+2 system is set up to have the draw placing the number one (1) seed vs. the number five (5) seed in the lower half while the number two (2), three (3) and number four (4) seeds are in the upper Round Robin half.

Seeded athletes/teams, when possible, do not have to compete in the first round.

When there is an incomplete round the seeded athletes/teams do not have to compete in the first round. When there are 9 athletes/teams the number eight (8) seed will have a first-round contest, when there are 10 athletes/teams the number seven (7) and number eight (8) seeds will have a first-round contest, and so on.







OFFICIAL WEIGH-IN

The official weigh-in is the responsibility of the IJF Sport Commission.

SECTION 6

6.1 Location of the Official Weigh-in

The weigh-in can take place in one (1) location, either in the competition venue or in an official hotel allocated by local organising committee (LOC) for participating delegations.

From the arrival of the first delegation, a minimum of one (1) set of test scales should be available in a closed room/space in each official hotel. The room/space must be suitable for the athletes to undress to check their weight in private. The test scales must be available daily between 08:00 – 22:00 for athletes to check their weight. The International Judo Federation (IJF) Sport Commission should be informed if there are any issues with the test scales.

6.2 Official Weigh-in Rules

The official weigh-in should be held in separate rooms for men and women with enough calibrated electronic scales (maximum 4 digits (000.0), 200 kg capacity) showing only one decimal place e.g., 51.9 kg, 154.6 kg. If the official scales show more than one decimal place the additional decimal places must be covered by tape.

If more than one (1) scale is being used, then the weight category to be controlled should be clearly indicated beside that scale. A level solid floor is preferred, but if the room has a carpet the scales should be placed on a large piece of level solid wood.

For IJF events the official weigh-in is organised one day before the competition at 16:00. If for any reason (e.g., Olympic Games opening ceremony) a different time is proposed, it shall be agreed by the IJF Sport Commission.

The unofficial weigh-in will start 40 minutes before the official weigh-in and end 10 minutes before the official weigh-in. The official weigh-in period will be between 30 - 60 minutes, the exact times will be published in the event outlines.

Athletes are allowed to check their weight on the official weigh-in scales from 40 - 10 minutes before the official weigh-in commences. There is no limit to the number of times each athlete may check their weight during the time of the unofficial weigh-in.

Passing the official weigh-in is the responsibility of the athlete. During the official weigh-in only the weight registered on the official scale, for the weight category, will be considered.

The details of the weigh-in will be described in the outlines for the event.

6.2.1 Individual Events Official Weigh-In

Athletes competing in junior and senior events must be within the weight limits of a category in which they are inscribed (see 2.2.1), there is no additional weight tolerance.

Athletes competing in cadet events are NOT allowed to remove their underclothing (men – underpants, women – underpants and bra); to compensate an additional 200 g will be allowed i.e., for the category -44 kg the limit will be -44.2 kg.

Weight Categories for Cadets with +200 g Tolerance

Cadet Women under 18 years	-40 kg	Up to and including 40.2 kg
	-44 kg	Over 40.0 kg up to and including 44.2 kg
	-48 kg	Over 44.0 kg up to and including 48.2 kg
	-52 kg	Over 48.0 kg up to and including 52.2 kg
	-57 kg	Over 52.0 kg up to and including 57.2 kg
	-63 kg	Over 57.0 kg up to and including 63.2 kg
	-70 kg	Over 63.0 kg up to and including 70.2 kg
Cadet Men under 18 years	+70 kg	Over 70.0 kg
	-50 kg	Up to and including 50.2 kg
	-55 kg	Over 50.0 kg up to and including 55.2 kg
	-60 kg	Over 55.0 kg up to and including 60.2 kg
	-66 kg	Over 60.0 kg up to and including 66.2 kg
	-73 kg	Over 66.0 kg up to and including 73.2 kg
	-81 kg	Over 73.0 kg up to and including 81.2 kg
	-90 kg	Over 81.0 kg up to and including 90.2 kg
+90 kg	Over 90.0 kg	

6.2.2 Mixed Teams Official Weigh-in

The athletes must be within the weight limits of the category in which they are inscribed.

There is a +5% tolerance for athletes (except for athletes +70 kg and +90 kg senior and junior categories and +63 kg and +81 kg cadet categories), who competed in the preceding individual competition, if applicable, (they must have passed the official weigh-in for the individual competition) and NO tolerance for athletes who are only inscribed for the team competition or who did not pass the official weigh-in for the preceding individual competition (if applicable).

Weight Categories for Mixed Team Competitions with +5% Tolerance

Senior and Junior Mixed Team	-57 kg	Women	Up to and including 59.9 kg
	-73 kg	Men	Up to and including 76.7 kg
	-70 kg	Women	Over 57.0 kg up to and including 73.5 kg
	-90 kg	Men	Over 73.0 kg up to and including 94.5 kg
	+70 kg	Women	Over 70.0 kg
	+90 kg	Men	Over 90.0 kg
Senior Mixed Team Olympic Games	-57 kg	Women (48 kg, 52 kg, 57 kg*)	Up to and including 59.9 kg
	-73 kg	Men (60 kg, 66 kg, 73 kg*)	Up to and including 76.7 kg
	-70 kg	Women (57 kg, 63 kg, 70 kg*)	Up to and including 73.5 kg
	-90 kg	Men (73 kg, 81 kg, 90 kg*)	Up to and including 94.5 kg
	+70 kg	Women (70 kg, 78 kg, +78 kg*)	Over 70.0 kg
	+90 kg	Men (90 kg, 100 kg, +100 kg*)	Over 90.0 kg
Cadet Mixed Team	-48 kg	Women	Up to and including 50.4 kg
	-60 kg	Men	Up to and including 63 kg
	-63 kg	Women	Over 48 kg up to and including 66.2 kg
	-81 kg	Men	Over 60 kg up to and including 85.1 kg
	+63 kg	Women	Over 63.0 kg
	+81 kg	Men	Over 81.0 kg

*Athletes qualified only in these individual categories can take part in the mixed team category.

Athletes competing on the last day of the individual event that precedes a mixed team event do not have to pass the mixed teams weigh-in if they are inscribed in the plus categories. Athletes inscribed in the minus categories **MUST** weigh-in and a +5% weight tolerance will be given.

IJF mixed team event	An athlete competing in these categories in the individual competition the day before the mixed team event must follow the rules in the next columns	An athlete competing in these mixed team categories MUST weigh-in (+5% tolerance will be given)*.	An athlete competing in these mixed team categories DOES NOT need to weigh-in
Cadets	Women: -70 kg, +70 kg Men: -90 kg, +90 kg	Women: -48 kg, -63 kg Men: -60 kg, -81 kg	Women: +63 kg Men: +81 kg
Juniors	Women: -78 kg, +78 kg Men: -100 kg, +100 kg	Women: -57 kg, -70 kg Men: -73 kg, -90 kg	Women: +70 kg Men: +90 kg
Seniors	Women: +78 kg Men: -100 kg, +100 kg	Women: -57 kg, -70 kg Men: -73 kg, -90 kg	Women: +70 kg Men: +90 kg

*The IJF Sport Commission will arrange the weigh-in after the athlete has finished competing in the individual event.



If, on the last day of the individual event, the weigh-in categories are not the same as those in IJF events, the organiser can decide the weigh-in rules.

6.2.3 Female and Male Teams Official Weigh-in

The athletes must be within the weight limits of the category in which they are inscribed.

There is a +5% tolerance for athletes who competed in the preceding individual competition, if applicable, (they must have passed the official weigh-in for the individual competition) and NO tolerance for athletes who are only inscribed for the team competition or who did not pass the official weigh-in for the preceding individual competition (if applicable).

Weight Categories for Team Competitions with +5% Tolerance

Senior and Junior Women Team	-52 kg	Up to and including 54.6 kg
	-57 kg	Over 52.0 kg up to and including 59.9 kg
	-63 kg	Over 57.0 kg up to and including 66.2 kg
	-70 kg	Over 63.0 kg up to and including 73.5 kg
	+70 kg	Over 70.0 kg
Cadet Women Team	-48 kg	Up to and including 50.4 kg
	-52 kg	Over 48.0 kg up to and including 54.6 kg
	-57 kg	Over 52.0 kg up to and including 59.9 kg
	-63 kg	Over 57.0 kg up to and including 66.2 kg
	+63 kg	Over 63.0 kg
Senior and Junior Men Team	-66 kg	Up to and including 69.3 kg
	-73 kg	Over 66.0 kg up to and including 76.7 kg
	-81 kg	Over 73.0 kg up to and including 85.1 kg
	-90 kg	Over 81.0 kg up to and including 94.5 kg
	+90 kg	Over 90.0 kg
Cadet Men Team	-60 kg	Up to and including 63.0 kg
	-66 kg	Over 60.0 kg up to and including 69.3 kg
	-73 kg	Over 66.0 kg up to and including 76.7 kg
	-81 kg	Over 73.0 kg up to and including 85.1 kg
	+81 kg	Over 81.0 kg

Athletes competing on the last day of the individual event that precedes a team event do not have to pass the teams weigh-in if they are inscribed in the plus categories. Athletes inscribed in the minus categories MUST weigh-in and a +5% weight tolerance will be given.

6.3 Official Weigh-in Procedure

The LOC shall make available a minimum of two (2) national referees/officials per each official scale. One to check the passport and weight of the athlete and one to record the exact weight on the official weigh-in list.

An additional official/volunteer should also be available to control the flow of athletes.

To protect the privacy of the athletes, officials supervising the weigh-in must be of the same gender as the athletes.

The IJF IT team in charge of the event shall make available one copy of the weigh-in list for each weight category for the LOC and one copy for the members of the IJF Sport Commission conducting the weigh-in before the scheduled start of the official weigh-in period.

Photography or filming is not permitted in the weigh-in area.

Procedure:

- Access to the weigh-in rooms is restricted based on gender. For example, only male coaches, team officials, athletes, and officials are allowed in the men's official weigh-in room and vice versa. All coaches and other team delegates must leave the weigh-in room before the start of the unofficial weigh-in and may not return until the end of the official weigh-in.
- The weigh-in should have a calm and quiet atmosphere to ensure a smooth and quick process. Athletes should remain quiet throughout the process unless asked a question by a weigh-in official.
- To ensure a fast and smooth process, before the start of the official weigh-in athletes should stand in line in their underclothing with their documents ready.
- Athletes shall bring to the weigh-in their IJF accreditation card issued for the competition and photographic proof of identity. Accepted documents are a valid passport or a valid national identity card showing the same nationality as the country of issue. The document presented must be the same nationality that the athlete is representing in the competition. A travel document which can resemble a passport will not be accepted. Athletes who have permission to take part in IJF events under rule 1.7.2 who do not have a valid passport issued by the represented country must present either a photographic identity or refugee travel document and the IJF authorisation letter. Athletes shall present all documents to the official who will verify their identity.
- The official then invites the athlete to stand on the scales.
- Athletes shall weigh-in wearing only underclothing (men – underpants, women – underpants and bra). Any head covering, watches, glasses, socks, jewellery, and body piercings must be removed.
- Athletes are allowed to remove their underclothing – without stepping off the scales - to ensure they reach the minimum or the maximum weight limit of the weight category in which they are entered.
- Athletes can stand on the scales only once during the official weigh-in period.
- The official supervising the weigh-in shall note and record the weight of the athlete in kilograms to one decimal point e.g., 51.9 kg, 73.0 kg.
- Athlete steps off the scales.

6.3.1 Failure to Appear for the Official Weigh-in

Should an athlete fail to appear for weigh-in during the official weigh-in period, this shall be noted beside his name on the official weigh-in list. A weigh-in official and the IJF delegate shall sign the notation. The athlete will be excluded from the competition. A decision on special cases (force majeure etc.) will be taken by the IJF Sport Commission.

6.3.2 Failure to Weigh Within the Prescribed Limits of a Category

Should an athlete weigh either above or below the prescribed limits for the category in which he is entered, the exact weight shall be recorded and signed by a weigh-in official, and a member of the IJF Sport Commission and by the athlete himself or a member of his delegation. The athlete shall be excluded from the competition.

6.3.3 Failure to Comply with Official Directions or with the Requirements of the IJF SOR

If at any stage during the weigh-in, an athlete fails to comply with the directions of any weigh-in official or an IJF delegate or fails to comply with the requirements of the IJF Sport and Organisation Rules (SOR), the athlete shall be prevented from participating in the weigh-in and the nature of the infraction brought immediately to the attention of the IJF Sport Director.

6.3.4 After Official Weigh-in Procedure

Anyone not passing the official weigh-in will not be allowed to take part in the competition (refer to Section 3.5).

6.4 Random Weigh-in

Random weight checks for athletes will be organised and are the responsibility of the IJF Education and Coaching Commission. There will be no random weigh-in for IJF Mixed Team events.

For IJF World Judo Tour (WJT) events the random weigh-in will open one hour before the start of the competition each day. The time limit to arrive to the random weigh-in is 30 minutes or 6 contests before the athlete's first contest at the latest.

The athletes must bring their accreditation for identification. The weight of the athlete cannot be more than 5 % higher than the official maximum weight limit of the category (refer to table 6.4.4: Weight Categories for the Random Weigh-in with Tolerances).

6.4.1 Draw of the Athletes (individual events)

The draw of the athletes will be done by means of software on a laptop, one (1) hour before the start of the competition. This will be done at the place of the IJF IT person running the competition. Four athletes per category (except those that are plus categories) will be drawn.

6.4.2 Collecting the Athletes

The list of named athletes drawn for the random weigh-in will be officially posted on the official notice board placed near the warm-up area and online in the IJF notice board Telegram group.

6.4.3 Random Weigh-in Procedure

Four (4) volunteers (two (2) men and two (2) women) will operate the random weigh-in. Two (2) volunteers will identify the athletes and the two (2) others will proceed with the random weigh-in in two (2) separate private rooms. Test scales should be available for the duration of the random weigh-in so that the athletes can test their weight before they choose to go to the official weigh-in.

6.4.4 After Random Weigh-in Procedure

Anyone not passing the random weigh-in will not be allowed to take part in the competition (refer to Section 3.5).

Weight Categories for the Random Weigh-in with Tolerances

Senior and Junior Women		+5% Tolerance
-48 kg	Up to and including 48.0 kg	Up to and including 50.4 kg
-52 kg	Over 48.0 kg up to and including 52.0 kg	Over 48.0 kg up to and including 54.6 kg
-57 kg	Over 52.0 kg up to and including 57.0 kg	Over 52.0 kg up to and including 59.9 kg
-63 kg	Over 57.0 kg up to and including 63.0 kg	Over 57.0 kg up to and including 66.2 kg
-70 kg	Over 63.0 kg up to and including 70.0 kg	Over 63.0 kg up to and including 73.5 kg
-78 kg	Over 70.0 kg up to and including 78.0 kg	Over 70.0 kg up to and including 81.9 kg
Senior and Junior Men		+5% Tolerance
-60 kg	Up to and including 60.0 kg	Up to and including 63.0 kg
-66 kg	Over 60.0 kg up to and including 66.0 kg	Over 60.0 kg up to and including 69.3 kg
-73 kg	Over 66.0 kg up to and including 73.0 kg	Over 66.0 kg up to and including 76.7 kg
-81 kg	Over 73.0 kg up to and including 81.0 kg	Over 73.0 kg up to and including 85.1 kg
-90 kg	Over 81.0 kg up to and including 90.0 kg	Over 81.0 kg up to and including 94.5 kg
-100 kg	Over 90.0 kg up to and including 100.0 kg	Over 90.0 kg up to and including 105.0 kg
Cadet Women under 18 years		+5% Tolerance +0.2 kg allowed for underwear
-40 kg	Up to and including 40.0 kg	Up to and including 42.2 kg
-44 kg	Over 40.0 kg up to and including 44.0 kg	Over 40.0 kg up to and including 46.4 kg
-48 kg	Over 44.0 kg up to and including 48.0 kg	Over 44.0 kg up to and including 50.6 kg
-52 kg	Over 48.0 kg up to and including 52.0 kg	Over 48.0 kg up to and including 54.8 kg
-57 kg	Over 52.0 kg up to and including 57.0 kg	Over 52.0 kg up to and including 60.1 kg
-63 kg	Over 57.0 kg up to and including 63.0 kg	Over 57.0 kg up to and including 66.4 kg
-70 kg	Over 63.0 kg up to and including 70.0 kg	Over 63.0 kg up to and including 73.7 kg
Cadet Men under 18 years		+5% Tolerance +0.2 kg allowed for underwear
-50 kg	Up to and including 50.0 kg	Up to and including 52.7 kg
-55 kg	Over 50 kg up to and including 55.0 kg	Over 50 kg up to and including 58.0 kg
-60 kg	Over 55 kg up to and including 60.0 kg	Over 55 kg up to and including 63.2 kg
-66 kg	Over 60 kg up to and including 66.0 kg	Over 60 kg up to and including 69.5 kg
-73 kg	Over 66 kg up to and including 73.0 kg	Over 66 kg up to and including 76.9 kg
-81 kg	Over 73 kg up to and including 81.0 kg	Over 73 kg up to and including 85.3 kg
-90 kg	Over 81 kg up to and including 90.0 kg	Over 81 kg up to and including 94.7 kg



EDUCATION AND COACHING

Education and Coaching is the responsibility of the IJF Education and Coaching Commission.

7.1 Coaches' Code of Conduct

Coaches must respect the Code of Ethics, statutes and regulations of the International Judo Federation (IJF). In the case of an infringement proven, penalties may range from a simple verbal warning to exclusion of competition. The IJF Ad Hoc Commission may consider sending a report to the IJF Secretary General calling for the opening of a disciplinary session.

Coaches must make sure that their athletes follow the instructions of the organisers, the schedules and different protocols.

Coach positions are provided for each tatami and the coach must remain seated on the chair throughout the contest. The coach who enters the field of play with the athlete is the only coach allowed to sit in the coach's chair, he cannot be replaced by another coach during the contest.

During the contest the coach can only give instructions from this position. Coaching is authorised only during the pause after *Mate!* and before *Hajime!* It is strictly limited to communication with his athlete, for tactical advice, encouragements, and instructions.

If a coach gives indications during the contest, he receives a first warning. In case of repetition, he will be excluded from the competition area for the rest of the day. Any attitude contrary to the spirit of judo will be penalised.

If a coach is sanctioned by a referee, the Referee Director will inform immediately the Director of Education for a sanction to be applied.

If an accredited coach communicates from the tribunes, his accreditation will be withdrawn, and he will be excluded from the sport hall.

The coach during the contest must not be in possession of a communication device. If this is the case, it will be excluded immediately from the competition area.

Coaches are responsible for their delegation and must educate their athletes. If a delegation does not follow the rules ALL coaches from that delegation will have their accreditation removed for that day and if found coaching from the tribune will be subject to a disciplinary sanction.

7.2 Coaches' Dress Code

Coaches must respect the following dress code:

- Draw: formal suit (jacket, trousers, shirt, and tie for men; jacket, trousers/skirt/dress, blouse for women) and formal shoes (no sport shoes or flip-flops).
- Preliminary rounds: national tracksuit with trousers reaching down to shoes. Coaches can wear national official short sleeved or long-sleeved T-shirts and sport shoes (no flip-flops). The following are forbidden at any time: shorter trousers, undressed upper body, any kind of head caps or head covering, jeans, sweaters or similar unrelated sports clothing.
- For the final block program (TV time): formal suit (jacket, trousers, shirt, and tie for men; jacket, trousers/skirt/dress, blouse for women) and formal shoes (no sport shoes or flip-flops).

7.3 Contest Review Process

A coach can request to review a contest at the end of the preliminaries or final block. A form, available from the person in charge of judogi control, must be completed and returned to judogi control. Only one coach can attend and may be accompanied by a translator.





COMPETITION VENUE

The competition venue is the responsibility of the IJF Sport Commission.

SECTION 8

8.1 Venue

The competition venue should be large enough to host the event and have adequate seating for spectators, VIPs, delegations, and media. For the Olympic Games the seating capacity should be a minimum of 10,000. The venue should be well lit and of a constant temperature of between 18 – 22°C. Information for event organisers can be found in the International Judo Federation (IJF) Event Organisation Guide (EOG).

To operate effectively, the venue should be separated into zones for different activities and client groups. Wherever possible, different entry/exit doors and movement flows should be also be established for different groups. If groups must cross or mix, then it may be necessary to have security to assist with managing this.

8.2 Training Venue

The LOC shall provide training areas and transport for all delegations. The training areas should be sufficient to accommodate the number of participants; it should be adequately ventilated and a temperature of 18 - 22°C maintained. Tatami used in the training venue should be approved by the IJF Head Sport Director. The tatami must be placed on a resilient floor at ground level. If the floor is concrete, there should be Taraflex (or similar) underneath the tatami. The minimum height above the tatami must be 5 m from the lowest hanging object.

During World Championships and Olympic Games training areas should be provided that are separate from the warm-up area.

For Olympic Games and other large multi-sport events curtain or screen separation should be provided for privacy between the delegations with sufficient circulation space for coaches and support staff and benches for sitting.

Scales and medical provision must be provided. Additional facilities can include changing rooms with lockers, showers, saunas, fitness equipment and a lounge area with drinks and snacks.

Training times should be coordinated between the organising committee and the delegations.

The training venue must have the same rules as a dojo and should be always kept tidy. Delegations should not play music through speakers nor bring large items of sport equipment (e.g., stationary bikes, rowing machines etc.) into the venue.

8.3 Judogi Control

Check-in and judogi control are the responsibility of the IJF Education and Coaching Commission. The Commission must inform, by email, the IJF Secretary General of any cases where there is a breaching of the rules. The full IJF Judogi Rules can be found in Appendix C.

8.4 Warm-Up Area

There must be space(s) in the venue for warming up in accordance with the IJF warm-up area template which includes tatami for training and areas for resting. The size and final layout of the warm-up area(s) will be agreed by the IJF Sport Commission.

The warm-up area must have the same rules as a dojo and should be always kept tidy.

The main purpose of the warm-up tatami is for the athletes competing that day to warm up and there will be a strict nothing on the warm-up tatami policy.

Delegations should not guard a space for their team, play music through speakers nor bring large items of sport equipment (e.g., stationary bikes, rowing machines etc.) in to the training venue. The number of massage beds that a delegation can bring to the warm-up may be restricted to one depending on the space.

The IJF Sport Commission will restrict warm-up area access to those athletes that are competing that day. If there are no other training venue(s) then non-competing athletes will not be allowed to access the warm-up area until two (2) hours after the start of the competition.

Once athletes finish their competition, they should leave the main warm-up area, taking their belongings, and ensure that the used area remains clean.

Ice and water (in sealed bottles, cans or containers up to 500 ml), with a low sodium and/or chloride content (below 200 mg/l), must be provided for delegations during the entire competition. This rule applies to warm-up areas, all training areas, medical rooms and doping control rooms.

Drinks and snacks are allowed on the resting area. Main meals must take place in the delegations' lounge.

For other activities (eating, changing clothes etc.) alternative spaces will be used. It is a shared space for all athletes to use.

The IJF is committed to helping athletes on their return to competition following childbirth and will do our best to support those mothers who are breastfeeding babies. Children are NOT allowed in any of the athlete areas unless it has been approved by the IJF. A detailed request should be sent to the IJF General Secretariat, by email (**gs@ijf.org**). Any relevant venue policies will be considered and if approved there must be no disturbance to other athletes and delegates and if this happens, the access will be withdrawn.

Media with photographic or television cameras may be given permission to film in the warm-up area. However, this is not compulsory and is subject to the capacity of the warm-up area and the feedback from the delegations. Requests to film and take photos in the warm-up area must be sent at least one week prior to the first day of competition by the media at **media@ijf.org**, and must be coordinated by the LOC media department, under the supervision of the IJF media team. At any time to access to the warm-up area can be restricted or cancelled. Full access all day is not possible, time slots must be set up. Interviews in the warm-up area are not permitted as well as tripods.

Accredited media should always remain in the passage area, ensuring they do not disturb the athletes or disrupt the flow. They are never allowed to step onto the main mat area or the athletes' resting areas, in other words, onto any tatami. All media (unless authorised by the IJF) should leave the warm-up area 20 minutes before the start of competition, for both the preliminary rounds and the final block.

Based on the number of media accredited, a green card access system may be put in place to ensure smooth running of the event in terms of media access. Information will

be sent to all accredited media prior to the competition.

We also remind all media representatives that an appropriate outfit (no hat, no shorts, appropriate footwear (closed toes, flat shoes), no clothes with political and/or religious messages) is required in the warm-up area and on the field of play.

Tatami used in the warm-up area should respect the IJF tatami rules (see 8.7). The tatami needs to be placed on a resilient floor at ground level. If the floor is concrete, there should be Taraflex (or similar) underneath the mats. The minimum height above the mats must be 5 m from the lowest hanging object.

Screens showing the contest order and live contests should be available in both the warm-up area and the judogi control areas so that coaches and athletes can always follow the competition.

A notice board should be placed in or near the warm-up area so that information for the delegations can be displayed.

8.5 Athlete Seating and Facilities

The athlete tribune, changing rooms, toilets and other facilities etc. should be as close as possible to the warm-up area.

8.6 Entry to and Exit from Field of Play

Religious, political, personal, commercial connotation or manifestation is prohibited for everyone on the field of play.

The venue speaker(s) announce the athletes as they enter the field of play and the result of the contest.

The athletes go onto the tatami on the side opposite that of the technical table. If the athletes walk from the left the first athlete called is the one in the blue judogi followed by white. If it is from the right the first athlete called is the one in the white judogi followed by blue.

In individual competitions an athlete can be accompanied onto the field of play with one coach and one doctor who must follow the dress code (for team competitions refer to Section 2).

Athletes must enter and leave the field of play wearing their judogi in the proper way. It is not allowed to remove any part of the judogi or the belt or to add items of clothing or accessories (caps, sunglasses etc.) until the athlete has left both the field of play and the mixed zone.

The wearing of athlete prescription glasses in the field of play will be permitted but they must be removed before entering the tatami for their contest.

If an athlete does not arrive at the athlete entry to the tatami on time for their contest the 30 second rule will be applied (see Appendix D, Article 19).

Athletes arriving during the 30 second countdown will not be allowed to have their coach accompany them.

If an athlete refuses to leave the tatami at the end of the contest, in serious cases both the athlete and the coach may be subject to a suspension of up to one year.

If any athlete is not able to continue in the competition the IJF Sport Commission must be informed immediately. The IJF Medical Commission delegate will verify the withdrawal if it is due to a medical reason.

8.7 Field of Play and Competition Area

A minimum of three entrances to the field of play are needed to run the competition and if there are less than this, it must be approved by the IJF Sport Commission. The contest areas are numbered from left to right from the side where the technical table is located.

To not disturb the running of the competition, delegates should not enter the technical table unless invited by IJF personnel.

Each competition tatami is divided into two (2) zones: the contest area and the safety area. Each area is a different colour with sufficient contrast to avoid misleading edge situations. The IJF Sport Commission must agree the number of contest areas required. The contest area for IJF events shall be a minimum of 8 m x 8 m and a maximum of 10 m x 10 m. The safety area shall be a minimum of 3 m. Where two (2) or more adjoining contest areas are used, a common safe zone may be used to satisfy the minimum distance of 4 m between them. A free zone of 50 cm minimum must be maintained around the entire competition area.

Any requests to change the size of the contest and safety area must be approved by the IJF Head Sport Director.

All tatami for IJF events must be IJF approved (the list of official suppliers is available at <https://www.ijf.org/supplier-list>). Each tatami should measure 1 m x 2 m x 5 cm and be made of pressed foam. They must be firm under foot, have the property of absorbing shock during ukemi, and not be slippery or too rough. The tatami must be placed on a resilient floor at ground level.

The elements making up the floor surface must be aligned without space in between; the surface must be smooth and fixed in such a way that the individual mats cannot be displaced. If the floor is concrete, there should be Taraflex (or similar) underneath the mats. The minimum height above the tatami must be 12 m from the lowest hanging object.

The official tatami colours, for IJF World Judo Tour (WJT) events, are yellow (123C) and red (1795C). Any other colours proposed by the LOC must be approved by the IJF before use. If a tatami needs to be changed, reserve tatami should be available close to the field of play.

For Masters, World Championships Seniors and Olympic Games, the contest area shall be 10 m x 10 m with a minimum common safety area of 4 m and a minimum exterior safety area of 4 m. This size is also recommended for Continental Championships.

Any decoration on the tatami, such as the host city name, year or event logos, can only be placed on the safety area, never on the contest area. This decoration should not be slippery.

The LOC must give the IJF all audio-embedded TV feeds for the **Computer Assisted Replay (CARE)** system, live streaming and TV archives. Refer to the EOG for further



information.

For each competition area there must be two (2) scoreboards that indicate the scores horizontally, placed outside the competition area where they can be easily seen by the athletes, referees, commission members, officials, and spectators.

Manual scoreboards, manual timers, bell or similar audio device and flags (yellow and green) must be available as backup.

When using several competition areas at the same time - the use of different audible signals is required. The time signal must be loud enough to be heard over the noise of the spectators.

The LOC must have a set of reserve radios in case there are any issues with the IJF ones.

For certain events e.g., Olympic Games the tatami may be placed on a solid platform. The platform must be made of wood or a similar material. It must be one metre wider and longer than the tatami dimensions. The height will depend on the sightlines in the sport hall. When using a platform, the exterior tatami safety area must be a minimum of 4 m. If the tatami needs to have microphones installed between them then this should be done by contractors.

8.8 Medical

All medical matters are the responsibility of the IJF Medical Commission. Refer to the IJF Medical Handbook in Appendix E.

8.9 Media

All media matters are the responsibility of the IJF Media Director. It is expressly forbidden for all media including photographers to live stream at any time during the draw, competition or any other official IJF activity, unless specifically authorised, following proper request, by email to media@ijf.org.

They are not allowed to film, or photograph injured or bleeding athletes anywhere in the venue. Mobile devices must not be used for any function while mat side.

Any member of the media who does not follow the above risks losing their accreditation and access to the competition.

8.10 Awarding Ceremonies

In IJF events the awarding ceremony area should be set up on the same side of the field of play as the athlete entry.

Each athlete who has won a medal must be present at the ceremony to receive their medal personally. The athlete should go to the awarding area immediately after their medal contest. Any athlete who is absent from the awards ceremony without a good reason may forfeit the medal and prize money.

Athletes must attend the medal ceremony barefoot, without any hat, cap or any similar head covering and wearing their IJF approved white judogi that conforms to the IJF judogi rules with special attention being paid to the advertising rule. If it is not clean, then they must wear a reserve judogi.

It is strictly prohibited for athletes on the podium to have a mobile phone (or similar device), national flags or similar items other than those on their judogi. Any demonstration with religious, political, personal, or commercial connotation is also prohibited.

For each event the amount of prize money can be found in the outlines. For the prize money to be paid, each medallist must bring a copy of their passport and their personal tax number to the awarding ceremony. Prize money will be given to the athletes who are then responsible to give 20% to their coach.

Athletes must also be available for interview after the last awarding ceremony if requested by the IJF Media Team. If they do not attend disciplinary action may be taken.

The flags should be hung from left to right - silver, gold, bronze A, bronze B. For a double hansoku-make in the final the flags should be hung silver A, silver B, no flag, bronze A, bronze B.

8.11 Delay, Postponement or Cancellation of a Competition

In the event of a delay (a competition has not started at its scheduled start time or is interrupted after the scheduled start) the competition will be restarted if it can be completed within the scheduled session or an extended session.

If there is a postponement (the competition which was underway cannot be completed within the scheduled session timings or in an extended session) or a cancellation (the competition cannot be rescheduled prior to the end of the event) the IJF Ad Hoc Commission will decide the best course of action.



MISIROY

RUS

Herond

0

31

otp



REGULATIONS FOR VETERANS

The IJF Veterans Commission is responsible for all IJF veteran activities (veterans@ijf.org).

A1.1 Organisation

The Veteran Championships should be a sport festival, a sport competition and a social event. The aim of the event is to add value to judo as a forever lifestyle, judo for all and to create a platform according to which judo practitioners live following the principles and morals taught by Jigoro Kano. The expected outcome is to bring and keep the International Judo Veterans Family together to unite them, to share experiences and to keep the spirit of judo alive.

All rules are based on the International Judo Federation (IJF) Sport and Organisation Rules (SOR), but there must be some tolerance towards those paying their own costs in order that they can still follow and support the sport of judo.

The championships will take place, as far as possible, in a resort or a city that is a tourist venue, as the IJF want to merge the judo event with a family and social event.

As the event is very popular, the local organising committee (LOC) should use a venue that can accommodate a minimum of four tatami. The LOC must provide a set of radios for the referees and IJF Veterans Commission.

A1.2 Competition Rules for Veterans

The IJF competition rules will apply except for modifications made to age divisions (Section A1.4), category combining (Section A1.7), contest and golden score duration (Section A1.6) and round robin golden score (Section A1.14). A registered athlete can use their athlete accreditation to coach. An additional coach accreditation is not required. Any athletes that chooses also to coach their colleagues and then don't follow Section 7.1 Coaches' Code of Conduct risk being removed from the competition (i.e., no longer allowed to compete if applicable).

A1.3 Eligibility to Participate

All the following conditions must be met in full for an individual to be considered eligible to participate in these championships.

- Not under a disciplinary suspension.
- Not under suspension for anti-doping rule violation.
- Not under medical suspension.
- Healthy and fit for competition.
- Do not carry any communicable diseases that may risk other delegates' health.
- Hold a current and valid licence (membership) issued by a national federation currently affiliated to the IJF.
- Pay the appropriate entry fees in full before the deadline set in the event outlines.
- Check in at accreditation (see schedule of accreditation in the event outlines).
- Meet the specific weigh-in requirements.
- Provide photographic proof of their identity and date of birth. Accepted documents are a valid current passport or a valid national identity card showing the same nationality as the country of issue. The document presented must be the same nationality that the athlete is representing in the competition. A travel document which can resemble a passport will not be accepted. Athletes who have permission to take part in IJF events under rule 1.7.2 who do not have a valid passport issued by the represented country must present either a photographic identity or refugee travel document and the IJF authorisation letter.
- All athletes must have obtained the minimum grade of first kyu.

Coaches at the World Championships Veterans do not need to have the IJF Academy Level 1 Instructor, the Undergraduate certificate Judo Instructor (UCJI), or the Master Coach certification.

To compete, athletes must have a medical certificate issued by an authorised body of the country they represent. It must be valid for the day(s) of participation in the competition, not older than one (1) year and can be easily read if hand-written.

Certificates must be issued in or translated to one of IJF's official languages (English, French, Spanish).

The medical certificate must be uploaded to **my.ijf.org** by the athlete's national judo federation.

For information about the medical certificate contact **medical@ijf.org**

The minimum age for participation in the World Veterans is to be 30 years or over in the year of the event. This defines the age at which athletes first become eligible to compete. Once an athlete has become eligible, they will be allocated into their appropriate age category e.g., M1/F1 will consist of athletes who have their 30th, 31st, 32nd, 33rd or 34th birthday and the M2/F2 will consist of athletes who have their 35th, 36th, 37th, 38th or 39th birthday at any date during the year of the World Championships.

A1.3.1 Event Inscription

All participating delegates must have a valid IJF card, see 4.2 Entries for IJF World Judo Tour (WJT) Events.

Inscription must be done in **Judobase** by the national federation by the event deadline which will be published in the event outlines.

IJF nationality rules (IJF SOR, section 1.7) must be respected, and athletes must be of the same nationality as the national federation for which they have been entered for the competition. The evidence of nationality shall be the production of a valid passport issued by the represented country.

Individual athletes and national clubs must contact the national federation to be inscribed. Inscriptions on the spot can only be done with the written permission of the national federation.

There is no limit to the number of athletes from the same country that can be inscribed in a category.

A1.4 Age Divisions for Veterans

Athletes will be allocated an age division based on:

a) Meeting the entrance criteria of a minimum of 30 years of age within the year of the event and,

b) Their date of birth in line with the following age ranges:

Age Division	Actual Age (in year of event)
F1/M1	30-34
F2/M2	35-39
F3/M3	40-44
F4/M4	45-49
F5/M5	50-54
F6/M6	55-59
F7/M7	60 - 64 (no shime-waza)
F8/M8	65 - 69 (no shime-waza)
F9/M9	70+ (no shime-waza)

A1.5 Weight Categories for Veterans

The weight categories are the same as those for senior men and women.

A1.6 Time Duration of Contests for Veterans

Duration (minutes) for individual events will be as follows:

- M1/F1 to M6/F6: three (3) minutes.
- M7/F7 and over: two and a half (2.5) minutes.

Age Range	Age Division	Contest Duration	Golden Score
30-59	M1/F1 to/including M6/F6	3 minutes	No limit
60+	M7/F7 to/including M9/F9	2.5 minutes	1 minute

*If a tie exists at the end of the one (1) minute golden score time, the referee, in consultation with the table jury will determine the winner without calling hantei.

A1.7 Category Combining for Veterans

To facilitate the best possible application of the category combining policy it will be used when a category has a small number of entries, and all the female categories will be held on the same day.

A technical official from the IJF will delegate responsibility to a suitable individual, representing the host organisation, who will be responsible for operating the category combining policy. This policy applies to all weight categories within all age divisions.

Category combining may only be applied to categories where there are less than three entrants. If category combining cannot be achieved safely and according to the guidelines, then a pool of two (2) elimination system may be considered. The best of three contests between the two (2) athletes, if the result is 2-0 then the third contest will not be fought.

- Combining within the same age division - athletes should remain within their age division if possible.
- Combining using weight categories – athletes should only be combined with other athletes who are no more than one weight category lighter or one weight category heavier. Special consideration should be given to the actual weight differences when dealing with the lightest and the heaviest female and male categories (as a guideline a maximum of 10 kg actual difference when combining the lightest weight category and a maximum of 20 kg actual difference when combining the heaviest weight category should be considered as a limit unless there are other compensatory factors such as experience etc.). Weight should be the primary consideration when moving athletes about within their own age division or combining them with other age divisions in accordance with the guidelines below.

Age divisions:

- Athletes in age divisions M7 or F7 and above (M8/F8 and M9/F9) may only be combined with other athletes who are no more than one age division higher or more than one age division lower i.e., athletes in M7/F7 may only be combined with athletes from M6/F6 or M8/F8.
- Athletes in divisions M6 or F6 may be combined with athletes no more than one age division higher or two age divisions lower. i.e., M7/F7, M5/F5 and M4/F4.
- Athletes in divisions M5 or F5 may be combined with athletes no more than one age division above or two age divisions below i.e., M6/F6, M4/F4 and M3/F3.
- Athletes in divisions M4 or F4 may be combined with athletes no more than two age divisions above or two age divisions below i.e., M5/F5, M6/F6, M3/F3 and M2/F2.
- Athletes in divisions M3 or F3 may be combined with athletes no more than two age divisions above or two age divisions below i.e., M4/F4, M5/F5, M1/F1 and M2/F2.
- Athletes in age divisions M2 or F2 may only be combined with athletes two age divisions above and one age division below i.e., M3/F3, M4/F4 and M1/F1.
- Athletes in age divisions M1 or F1 may only be combined with athletes in two age divisions above i.e., M2/F2 and M3/F3.

Age Division	Higher Age Division	Lower Age Division	Age Span
F1/M1	F2/M2, F3/M3	Not applicable	30-44
F2/M2	F3/M3, F4/M4	F1/M1	30-49
F3/M3	F4/M4, F5/M5	F1/M1, F2/M2	30-54
F4/M4	F5/M5, F6/M6	F2/M2, F3/M3	35-59
F5/M5	F6/M6	F3/M3, F4/M4	40-59
F6/M6	F7/M7	F4/M4, F5/M5	45-64
F7/M7	F8/M8	F6/M6	55-69
F8/M8	F9/M9	F7/M7	60-70+
F9/M9	Not applicable	F8/M8	65-70+



A1.8 Draw for Veterans

The draw for the individual weight categories will take place at 19.00 hours on the day before the competition. Information on the exact location of the individual weight category draws will be displayed on the event official notice board.

A complete list of athletes who have successfully fulfilled the weight requirements will be displayed outside the room where the official draw will take place a minimum of 15 minutes prior to the draw starting.

Team officials from each country (or individual athletes) must check this list to ensure that all their athletes are on the list in the correct age division and weight category. The IJF Veterans Commission take no responsibility for someone who is not included in the draw because they were missing from the list, and no one from the delegation checked.

A1.9 Seeding for Veterans

In the veterans' event, there is no seeding.

A1.10 Weigh-in for Veterans

The weigh-in will take place the day before the competition as indicated in the outlines. There is no random weigh-in for veterans.

A1.11 Judogi Rules for Veterans

All athletes **MUST** compete wearing a white or blue IJF approved judogi and belt (see IJF website for the list of suppliers). The judogi and belt must conform to the rules in Appendix C.

A1.12 Backnumbers for Veterans

The backnumber must conform to the rules in Appendix C.

A1.13 Competition System for Veterans

The type of competitions system to be applied in the competition will depend on the number of entries as follows:

Competition systems according to number of participants:

- 6 and more entries: double repechage
- 3, 4, 5 entries: round robin
- 2 entries: best of 2 contests, if 1-1 the third contest will decide.

In case the number of participants in a category is not sufficient, (age and/or weight) categories will be combine according to IJF SOR. All the contests in any one age division will be held on the same day.

The IJF do not have team events for veterans. If other organisations choose to hold team events the rules should be clearly defined in the event outlines.

A1.14 Round Robin Golden Score

If a round robin contest goes into golden score, an athlete can hold osaekomi-waza until for ippon.

A1.15 Awarding of Medals for Veterans

Medals will only be awarded to athletes who fought in the category. The number of athletes competing determines the eventual medal allocation.

The medal distribution rule is as follows:

- One athlete - no medal will be awarded (the athlete will receive a participation medal from IJF. There will be no flag, national anthem during this awarding ceremony).
- Two athletes – two medals awarded.
- Three athletes – three medals awarded.
- Four athletes – four medals awarded.
- Five athletes – four medals awarded.
- Six or more athletes – four medals awarded.

If a category has been combined the only medals awarded will be the one set of medals for the athletes in that combined category.

Awards for the recognition of exemplary behaviour that promotes the spirit of judo and/or fair play may be awarded at the discretion of the IJF Veterans Commission.





REGULATIONS FOR KATA

The IJF Kata Commission is responsible for all IJF kata activities.

B1.1 Eligibility to Participate

National federations must follow IJF nationality rules – refer to Section 1.7

Athletes can only enter one age category.

Participants must wear a white judogi, a black belt and a backnumber in accordance with the International Judo Federation (IJF) Sport and Organisation Rules (SOR) Appendix C. A brown belt without an IJF label is authorised for the under 23 age category.

Pairs participating in Kodokan-goshin-jutsu and kime-no-kata are responsible to bring their weapons.

Seniors category:

Each national federation may enter in the competition a maximum of 10 pairs and a maximum of 3 pairs in a kata.

Participants must be a minimum of 16 years of age in the year of the competition. They shall have a minimum of 1st dan.

Pairs may be formed of either two (2) males, two (2) females, or a male and a female.

They will have the opportunity to do one of the following kata: nage-no-kata, katame-no-kata, ju-no-kata, Kodokan goshin-jutsu and kime-no-kata.

The athletes can only participate in one kata.

U-23 category:

Each national federation may enter in the competition a maximum of three (3) pairs in a kata.

For the U-23 age category both tori and uke must be under 23 years old and at least 16 years old in the year of the competition. They shall have a minimum of 1st Kyu.

Pairs may be formed of either two (2) males, two (2) females, or a male and a female.

A pair can do one kata between nage-no-kata (5 sets), ju-no-kata (3 sets) and katame-no-kata (3 sets). They will also have the opportunity to perform in two (2) kata, nage-no-kata and katame-no-kata or nage-no-kata (5 sets) and ju-no-kata (3 sets).

Participants will have the opportunity to play the same role in the second kata or reverse roles or to do the second kata with a different partner.

B1.2 Accreditation

The times and place for check-in and accreditation will be specified in the event outlines.

Number of accreditations for officials:

- One – three (1-3) pairs: five (5) officials
- Four – ten (4-10) pairs: ten (10) officials

B1.3 Draw

The draw to establish the groups and the sort of each group will be done the day before the competition. The pairs medallists from the previous World Championships will be considered seeded and will be divided into two groups if there are 10 pairs or more. The draw of the finals will be done in the sports hall after the preliminary rounds.

B1.4 Competition Formula

Each kata will be divided into two (2) groups: the top three (3) pairs with the maximum points from each group (that is six pairs for each kata) will compete in the finals. Three (3) or four (4) mats will be used for the preliminary rounds and three mats for the final. If the number of pairs is less than ten (10), there will be only one (1) group: the top six (6) pairs from the group will compete in the final.

B1.5 Judges and the System of Judging

The contests will be judged by IJF qualified kata judges. The number of judges per national federation is limited to:

- Participating countries may enter four (4) judges.
- Non-participating countries may enter three (3) judges.

A judge cannot be an athlete.

The IJF “2024 Criteria for Kata Evaluation” will be used to judge the kata with reference also to the official Kodokan kata textbooks.

Judges must attend the technical meeting the afternoon before the first day of competition to confirm participation as judge in these championships. Time and place are stated in the event outlines.

For each performance, the five judges will award points on the official IJF electronic scoring system.

Three scores will be totalled to obtain the score of a technique (the maximum score and the minimum score will be cancelled for each technique). The final score of the whole kata will be the sum of the scores for each technique.

The evaluation of every technique of kata must consider the principle and the opportunity of execution: the evaluation (including the opening and closing ceremony) must be comprehensive. In the nage-no-kata, right and left techniques will be evaluated comprehensively (only one score).

Definition of mistakes:

- Forgotten technique/major mistake - will score zero and in addition the total final score of the kata pair will be halved. If more than one technique is forgotten the score for that technique will also be zero but the total final score for the pair will not be halved again.
- Big mistake - when the execution of the principle is incorrect (5 points are deducted, and the maximum number of crosses is 1).
- Medium mistake - when one or more elements of the principle are not applied in the correct way (3 points are deducted and the maximum number of crosses is 1).
- Small mistake - imperfection in the application of the technique (1 point is deducted and the maximum number of crosses is 2).

The total score for each technique can be increased or decreased by 0.5 point adding in the column of the “correction value” a “+” or a “-”.

The five judges will be positioned on the shomen side and they will sit at approximately 1.5 m apart. The rule of neutrality will be applied so the judge must be of a different nationality than the competing pair. The position of the five judges will be the same throughout the competition. If a judge is temporarily replaced, he will take place in the same original position when he returns to the competition. The judges must take up their position before the arrival of the pair in the competition area.

The pair enters and leaves the mat at the opposite side of shomen: the beginning and end of kata (opening and closing ceremony) is at an 8 m or 10 m distance apart depending on the dimension of the tatami (bow to the tatami). Any behaviour of tori or uke inside the competition area that is contrary to the spirit of kata will result in disqualification.

The pair who has the better score will win.

In case of equal score between pairs, the following criteria will be applied as a tie breaker:

- Total number of big mistakes of all five (5) judges will be considered - the pair who made the fewer big mistakes wins.
- If still equal, total number of medium mistakes of all five (5) judges will be considered - the pair who made the fewer medium mistakes wins.
- If still equal, total number of small mistakes of all five (5) judges will be considered – the pair who made the fewer small mistakes wins.

If two pairs, both placing 3rd in the eliminations (or 6th place in case of only one (1) group) are still equal after all the above-mentioned criteria, both pairs will qualify for the final. If two pairs placing 1st, 2nd or 3rd during the final are still equal after the above-mentioned criteria, the kata will be repeated so that the medals can be assigned.

B1.6 Competition Area

The competition area dimension is 10 m x 10 m or 8 m x 8 m and shall be covered by tatami. Two strips of visible coloured adhesive tape, approximately 5 cm wide and 50 cm long, shall be fixed 3 m apart from the centre, to indicate the starting position of tori and uke. The centre of the competition area shall be indicated with a strip of adhesive tape of the same colour. The safety area between and around the mat must be a minimum of 2 m.

B1.7 Awarding Ceremony

For each kata, the pair with the maximum points in the final will be awarded the gold medal, the pair with the second most points will be awarded the silver medal; and the third pair, the bronze medal.

Medals will be awarded following a performance by a pair according to standings regardless the number of pairs.

All finalists, including 4th to 6th place will receive a certificate.

B1.8 Coaches

No coach will be admitted, as coaching is not allowed.

B1.9 Medical Situation

Minor injury and illness:

- In case of a minor injury like bloody wound, broken nails or a problem with contact lenses etc., and according to the decision of the judges, the kata performance will be stopped, and the athlete will be assisted by a doctor out of the competition area if needed. The competition will continue, and the pair will repeat entirely the kata after the last pair has performed.
- In case another minor injury happens to the same athlete during the second performance of the kata or after a forgotten technique or a major mistake, the pair will be given a score of 0 for the technique where the injury occurred as well as for the following techniques including the closing ceremony. A ranking will be assigned to them in the pool or in the final. If ranking them allows them to participate in the final, the next pair in the ranking from the pool will participate in the final.

Major injury or illness:

- When tori or uke is unable to continue to perform the kata because of an injury, illness or accident during the execution of the kata, the pair will be given a score of 0 for the technique where the injury occurred as well as for the following techniques including the closing ceremony. A ranking will be assigned to them in the pool or in the final. If ranking them allows them to participate in the final, and they are not physically able to compete, the next pair in the ranking from the pool will participate in the final

B1.10 Judogi Control

At the time of accreditation:

The head of the delegation will certify that his athletes are wearing a judogi that complies with the IJF regulations. He will attest it by signature.

During the competition:

- The control of the judogi will be done before each performance in the judogi control area.
- Verification of the IJF labels (red or green), on the jacket, the trousers and the belt (blue labels are also authorised for the belt), (SOR C1.2).
- Verification that the logos, national emblem, marking and advertising on the judogi respect the provisions of the IJF (SOR C1.3, 1.4, 1.5, 1.6).
- Verification of the official IJF backnumber, the name of the athlete and the National Olympic Committee (NOC) abbreviation on the backnumber are in accordance with the one on the accreditation card (SOR C1.8). If the country does not have a NOC then the three letter country code recognised by the IJF must be used.
- Verification of the jacket crossing points, the length of the jacket skirt, the sleeves, the trousers and the belt (SOR C1.10).
- Female athletes must and male athletes may wear a short sleeved white T-shirt (round necked) (SOR C1.11).

If there is a breach of this regulation, it will be reported to the judges who will penalise the athlete in the scoring.





IJF JUDOGI RULES

Judogi control during IJF events is the responsibility of the IJF Education and Coaching Commission.

C1.1 IJF Approved Judogi

Athletes participating in International Judo Federation (IJF) official events should comply with the IJF Judogi regulations.

National federations of the competing athletes are responsible for ensuring that the athletes are wearing approved IJF judogi that comply with the IJF judogi rules. In the spirit of fair play if an athlete does not have his judogi due to it being lost or stolen, on production of an airline (or train) lost baggage claim or a police report, reserve judogi will be given and the coach permitted to sit in the chair.

The list of IJF approved judogi suppliers is available here: www.ijf.org/supplier-list

The judogi consists of a jacket and a pair of trousers and must be worn with a belt. The brand of both the jacket and trousers must be the same. Reversible judogi (white one side and blue on the other) are not allowed. The jacket must be worn with the left side crossed over the right. The belt can be of a different brand that is approved by the IJF. An athlete is not allowed to compete wearing a red and white belt. If the athlete wears a belt of a colour other than black, it must be made of a flexible material and is exempt from having the official IJF label.

Female athletes shall and male athletes may wear a short-sleeved white T-shirt, with a round neck (see C1.1. T-shirt).

Any manufacturers design on the inside of the jacket or trousers should not be visible at any time during the contest. If it is a deliberate act, the athlete will be disqualified.

C1.1.1 Location of the Judogi and Backnumber Pre-Control

The judogi and backnumber pre-control can take place either in the competition venue or in an official hotel allocated by organisers for participating delegations.

Organisers should provide for the judogi and backnumber pre-control a room, with sufficient space, ten (10) tables, ten (10) chairs and volunteers. Large waste baskets should be provided.

C1.1.2 Judogi and Backnumber Pre-Control

The IJF will arrange a judogi and backnumber pre-control starting two days before the first competition day, until the day before the last competition day. The exact time shall be mentioned in the outlines of the event.

C1.1.2.1 Judogi Pre-Control

The judogi pre-control will be operated upon request of the athletes who wish to do so.

For this purpose, the athletes should wear their judogi with the belt tightened.

C1.1.2.2 Backnumber Pre-Control

For the backnumber pre-control, athletes must bring both judogi (white and blue), for a control regarding any worn-out areas particularly on the collar and lapel, the colour, the IJF official label (obligatory), judogi brand (obligatory), national emblem, advertising, backnumber stitching, and any visible stains. Only if the judogi are compliant with the IJF rules sponsor labels will be given.

Athletes must show up for the backnumber pre-control. If they fail to do so, without a valid reason, the athlete will not be allowed to have a coach in the chair.

C1.1.3 Consequences of Failing Judogi Control

On each competition day the official judogi control will take place for each contest.

During the preliminaries, for the first contest, athletes and their coaches must arrive together at judogi control 15 minutes before the contest. For the following contests, athletes and their coaches must arrive together at least three (3) contests before their own (not counting the contest in progress).

During the final block, for the first contest, athletes and their coaches must arrive together 10 minutes before the contest. For the following contests, athletes and their coaches must arrive together at least two (2) contests before their own (not counting the contest in progress).

If the coach arrives late, he will not be allowed to accompany his athlete. However, if the coach is not present for a valid reason (such as coaching another athlete at the same time) they will be allowed to join the athlete later. Athletes must arrive at judogi control wearing their judogi exactly as it should be to enter the tatami. Footwear is permitted at this point.

The markings of the logo, emblem and advertising etc. must be made with a material that does not prevent good judo practice. It is not permitted to cover up/ patch any part of the judogi or belt with tape, stickers, or other material such as a sewn patch except under particular circumstances agreed by the IJF Executive Committee.

Following the contest order that shall be displayed in the judogi control area, the Education and Coaching Commission is responsible for calling the athletes to the judogi control area. The LOC directly must provide a public announcement system for this purpose. Athletes and their judogi shall be checked prior to each contest ensuring that they are in accordance with the IJF judogi rules. If the judogi does not comply with the current judogi rules the athlete will wear a reserve judogi and cannot have a coach in the chair for that contest. The coach who accompanied the athlete to the judogi control area is not permitted to enter the judogi control area or to the area before the athletes' entry.

The IJF Ad Hoc Commission will decide on the consequences for an athlete who deliberately avoids passing through judogi control and goes to the tatami.

C1.1.4 Judogi Control Verification Positions

Each athlete is obliged to have his judogi controlled before each contest. A specific zone is provided for this purpose.

Before any control, officials must ask the athletes if they are ready to be checked. If the athlete refuses to apply the rules, he will be excluded from the competition.

Control position 1

Athletes must be in a standing position with their arms straight down by the side of their body with open hands as close to the body as possible.

Control position 2 (see picture 10)

The athletes to be checked need to be in a standing position. The arms must be straight put in front at chest height, palms open, fingers pointed upwards. Thumbs and forefingers of both hands should be in contact with each other to form a triangle.

If the athlete fails the judogi control he will be given a second and last chance.

C1.1.5 Judogi Control Procedure

1. Athletes' judogi must be dry, exempt from stains, must not show any worn-out signs, particularly on the collar and the lapel. If the condition of the judogi is assessed as unsatisfactory, takes a reserve judogi.
2. The "IJF Approved" label (approved by the IJF - picture 1) on the jacket, the trousers, and the belt is controlled with a UV lamp.
3. The "IJF Official Supplier" logo of the judogi manufacturer (IJF official judogi supplier - picture 2) must appear on the jacket, the trousers and the belt. The brand of the judogi manufacturer must be identical for the jacket and the trousers and the judogi should be of a uniform colour. The brand of the belt can be different to that of the judogi.
4. The backnumber (picture 8) must comply with the rules and be ordered via a supplier recognised by the IJF: www.officialbacknumber.com or www.mybacknumber.com. The name of the athlete on the accreditation card must correspond with the name on the backnumber (picture 8).
5. Only the national emblem can appear on the left-hand side of the jacket at chest level (picture 5, see C1.4).
6. Control of the corresponding advertising, including the advertising reserved for the athlete (picture 6).
7. The size of the jacket, the vertical distance between the top of the breastbone (10 cm) and the point of intersection of the jacket lapels (25 cm, see picture 11), the length of the skirt to cover completely the buttocks (plus 5 to 10 cm, see picture 10).
8. The internal distance between the arm and the sleeve (checked with the sokuteiki - picture 10).
9. The length of the sleeves must completely cover the wrist bone (head of the ulna - picture 10).
10. The length of the trousers (the malleolus must be visible and accessible to check the length of the trousers - picture 13).
11. The size of the belt (picture 12) will be checked.
12. All protections (knee pads, elbow pads, shin guards, etc.) will be checked. The protections cannot be composed of or have the slightest metallic or rigid element. Judogi control is done with the protection worn by the athlete. Protections cannot be put on after the control.

13. Athletes can wear, from waist (below belt level) to knee length, underwear, or shorts. It is forbidden to wear tights. Protective pads for the arms or legs level must be of soft material and not be visible.

14. Long hair must be tied up out of the way and not prevent the grip of the opponent. The nails of the feet and hands must be cut short.



In case the first judogi control is not conclusive, only one more control will be allowed.

C1.2 IJF Label

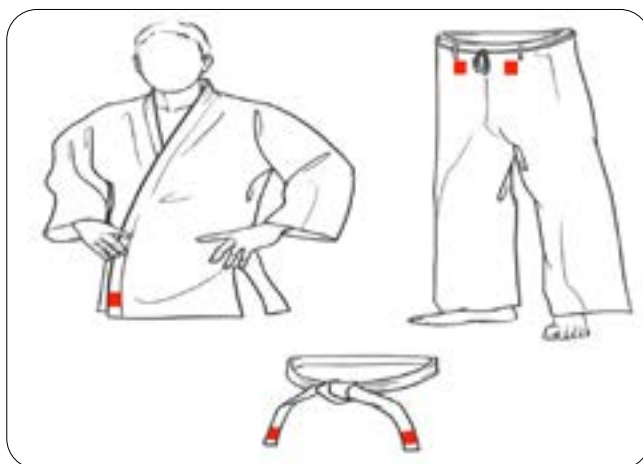
Each jacket and trousers must have an unforgeable red or green optical label (see picture 1) which certifies that the judogi complies with the current IJF rules. For the belt, blue, red and green labels are accepted.

The label is fixed:

- On the bottom of the jacket, front left side, near or in the reinforced edge.
- On the top front side of the trousers, close to the centre.
- At one of the two edges of the belt.

Jacket: one (1) possible location
Only one (1) logo allowed

Trousers: two (2) possible locations
Only one (1) logo allowed



Picture 1 - IJF label

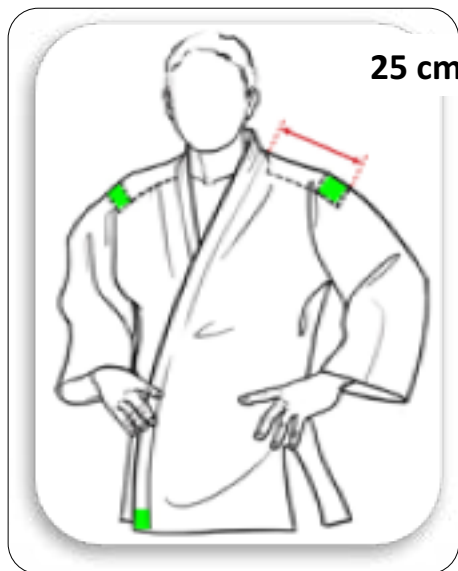
Belt: two (2) possible locations
Only one (1) logo allowed

C1.3 Location of the Manufacturer's Logo

Only one manufacturer's logo per clothing item is allowed (jacket, trousers, and belt). It must be a maximum of 30 cm² on the jacket and trousers and 9 cm² on the belt.

It should be fixed:

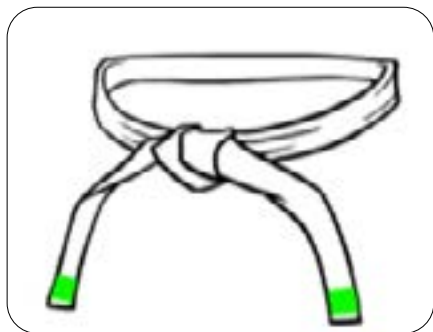
- On the jacket in a visible area either on the bottom, front left side, near or in the reinforced edge or at the bottom edge and inside the advertising space (25 cm x 5 cm) permitted on the shoulders (see picture 2).



Three (3) possible locations
Only one (1) logo allowed

Picture 2 - Location of the manufacturer's logo on the jacket

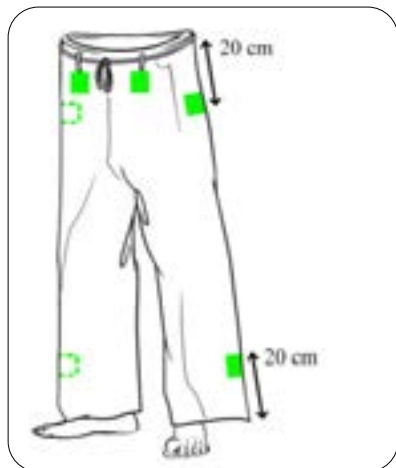
- On one of the two edges of the belt, in a visible area, maximum 9 cm² (see picture 3).



Two (2) possible locations
Only one (1) logo allowed

Picture 3 - Location of the manufacturer's logo on the belt

- On the trousers, in a visible area either at the top, at the front side or outside (maximum 20 cm from the waist string) or at the bottom, on one of the two trouser legs at the front side or outside, a maximum of 20 cm from the bottom of the lower edge of the trousers (see picture 4).



Six (6) possible locations
Only one (1) logo allowed

Picture 4 - Location of the manufacturer's logo on the trousers

C1.4 National Emblem

This must be the official identification of a nation, a National Olympic Committee (NOC) or an IJF affiliated national federation. Mention of an institution is not allowed. No commercial brand can be associated to it. It is fixed on the left-hand side, at the chest level (see picture 5) with a maximum surface of 100 cm². It can also appear in the advertising space (see picture 6).



One (1) possible location
Only one (1) emblem allowed

Picture 5 - Location of the national emblem on the jacket

C1.5 Advertising

Advertising reserved for national federations (see picture 6 n° 2) is authorised only on the jacket. It must respect the practical provisions of IJF. The advertising cannot mention political, denominational or sport organisations other than the IJF, its Continental Unions, national federations, their organisations, and affiliated clubs. It is not authorised to promote, in advertising spaces, tobacco, alcohol, any prohibited substance listed in the list of products prohibited by the World Anti-Doping Agency, or any product, article or service contrary to morality or good ethics. Betting companies and organisations responsible for betting are not authorised.

On the visible part of the jacket the advertising can appear in 4 advertising spaces:

- On the sleeves, inside the surface of maximum 10 cm x 10 cm, situated at 25 cm from the lower part of the collar.
- On the shoulders, a stripe of 25 cm x 5 cm. The stripe must be positioned from the lower part of the collar down the sleeve.
- A maximum of 4 different publicities are permitted. Only one advertising is allowed per space.

C1.6 Additional Advertising Reserved for the Athlete

On the judogi jacket (right-hand side lapel only) there is an advertisement space reserved for the athlete (see picture 6 no 1). It must be a rectangle of 10 cm x 5 cm maximum, either a vertical or horizontal orientation is allowed.

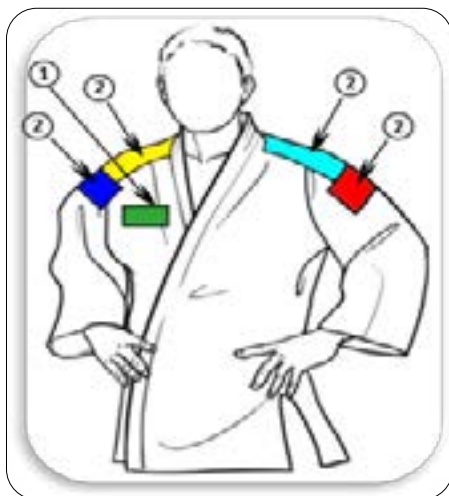
Unless there is a specific agreement with the national federation, the advertising cannot conflict with the brand of judogi that the athlete is wearing, the sponsors of the national federation and if the sponsor of the national federation has multi-activities, in the area concerned by the sponsorship.

This advertising shouldn't be an organisation that is in competition with the national federation unless it is agreed with the national federation. It is not permitted, in the advertising spaces, to promote tobacco, alcohol, any prohibited substances listed in the Prohibited List of the World Anti-Doping Agency, or any product, goods or service contrary to morality or good ethics. Betting companies and organisations responsible for betting are not authorised.

1. Advertising reserved for the athlete

2. Advertising reserved for the national federation

Picture 6 - Location of the advertising



C1.7 Marking

The name of the athlete is permitted:

- On the bottom of the jacket (see picture 7.1)
- On the top of the trousers (see picture 7.2)
- On one of the two extremities of the belt (see picture 7.3)

The letters composing the name of the athlete should not exceed a height of 4 cm and a length of 20 cm. No other marking will be accepted.

Jacket: two (2) possible locations

Only one (1) text allowed

Trousers: four (4) possible locations

Only one (1) text allowed



Picture 7

Belt: two (2) possible locations

Only one (1) text allowed

C1.8 Backnumber

Backnumbers must be ordered from the official IJF backnumber partner:

- www.officialbacknumber.com
- www.mybacknumber.com

Backnumbers may be ordered in two different sizes:

- Exclusively for the following weight categories (women's -40 kg, -44 kg, -48 kg, -52 kg, -57 kg, men's -50 kg, -55 kg, -60 kg, -66 kg): **35 cm x 34 cm** may be used.
- For all weight categories: **39 cm x 38 cm** may be used.

The backnumbers must be clean and free from any stains or sticky residue (picture 8).

Each athlete is obliged to have sewn on the back of his judogi a backnumber bearing their last (family) name and the NOC abbreviation (see picture 8). If the country does not have a NOC then the three letter country code recognised by the IJF must be used.

The last (family) name (and any part of the athletes given (first) name) on the backnumber must have the same letters as that registered in **Judobase** as this database provides the accreditation cards, athlete name on TV graphics and scoreboard etc. The backnumber can have a symbol on a letter, but the letters must be the same - for example:

In **Judobase** Muller = backnumber Muller or Müller (letters match).

In **Judobase** Weiss = backnumber Weiss but NOT Weiß (letters do not match).

Senior individual Olympic champions are entitled to wear a gold backnumber and senior individual world champions a red one. Current Olympic and world champions mixed teams must wear gold/red nation codes on their backnumbers for the day of the mixed teams championships. This backnumber is provided by the IJF, world champions will receive four, and Olympic champions will receive eight. This is valid only while the athlete/nation is the current holder of the title and must be changed to the blue backnumber if the title is lost. One month is allowed for the athlete/nation to return to the blue backnumber.

The backnumber should be stitched around the entire perimeter and the lower and upper edges should be crossed to form an X or three (3) straight equidistant parallel horizontal lines within the perimeter.

NOTE: The stitches are marked in red (see picture 8) for a better understanding of how the sewing should be done.

The LOC will provide delegations with a sewing service. They have the right to charge for this service. The place, time and rate (if applicable) will be communicated to delegations on the event's official notice boards. In case of non-respect of the place and persons providing this service to the delegations, the LOC, in agreement with the IJF, may refuse this service to those who were disrespectful.

For Olympic Games and other multi-sport games the sewing pattern will be specified by the IJF Education and Coaching Commission.

The top of the backnumber must be fixed horizontally and centrally three (3) cm from the bottom of the collar. During IJF competitions the competition sponsor labels must be worn on the lower part.



Picture 8

C1.9 Judogi Colour

The jacket and the trousers should be of a uniform colour and correspond to the following colour references:

- White: Snow white reference.
- Blue: between Pantone number n°18- 4051TCX(TPX) and n°18-4039TCX(TPX) on the textile Pantone scale and between n°285M and n° 286M on the print Pantone scale.

C1.10 Judogi Size

The judogi and belt size is controlled by sokuteiki (see picture 9).



Picture 9

Jacket (see picture 10)

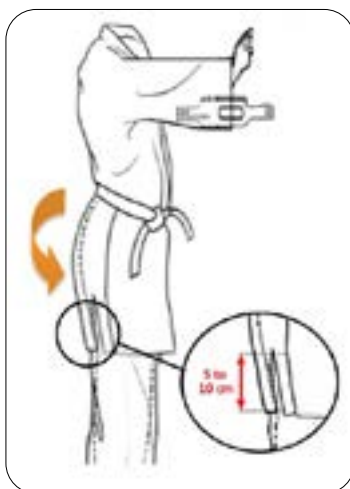
The "skirt" must cover the buttocks completely (plus 5 cm to 10 cm). The skirt must be of equivalent length at the front and at the back.

The length of the judogi jacket will be measured from the front of the athlete with sokuteiki. The length of the jacket skirt, below the belt (to be worn on the waist above the hip bone and be tied very tightly) must measure as follows:

- All athletes -73 kg*: a minimum of 20 cm
- All athletes +73 kg*: a minimum of 25 cm

*-73 kg (-48, -52, -57, -63, -70, -60, -66, -73 kg), +73 kg (78, +78, -81, -90, -100, +100 kg)

With the arms level, the sokuteiki must slip inside entirely and smoothly inside the sleeves. The judogi sleeves must cover up the full arm including the wrist bone (head of the ulna). The judoka are given one chance to adjust.



Picture 10

The distance of the crossing points of the jacket, at belt level, must be at least 25 cm (see picture 11). The belt should be worn just above the hip bone and be tied tightly.

- The thickness of the lapel side must be less or equal to 1 cm.
- The width of the lapel side must be 4 cm.
- The distance between the sternum top and the lapel crossing point of the jacket vertically must be less than 10 cm.



Picture 11

Belt (see picture 12)

- The thickness must be between 4 and 5 mm.
- The tips starting from the central knot must have a length between 20 and 30 cm.
- The belt must not be made of a stiff and/or slipping material and the knot must be correctly and tightly made.

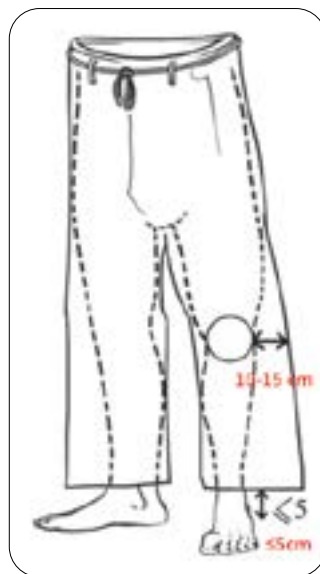


Picture 12

Trousers (see picture 13)

- The distance between the bottom of the trousers and the exterior malleolus (ankle bone) must be less or equal to 5 cm.
- The width must be between 10 and 15 cm at the knee level.

Picture 13



If the judogi is compliant an optical stamp will be made on the jacket.

C1.11 T-shirt

- White in colour (not transparent), short-sleeved and round-necked.
- Marking of the manufacturer logo, of maximum 30 cm² is authorised. It cannot be visible when the judogi is fastened.
- The national emblem representing the official identification of a nation, a National Olympic Committee, or a member national federation of the IJF, of a surface area of 100 cm² can be fixed on the chest, on the left side.
- No commercial marking can appear.

The wearing of a t-shirt for male athletes is authorised for medical reasons or to cover a tattoo mentioning political, religious or sporting bodies or promoting tobacco, alcohol, any prohibited substances listed in the Prohibited List of the World Anti-Doping Agency or any product, property or service contrary to good moral and ethical customs, which cannot be covered with an adhesive bandage or medical tape.

C1.12 Reserve Judogi Supply

During the competitions organised by the IJF, the LOC will supply reserve belts, blue and white judogi of different sizes. Judogi will be available in the “call room” so that any change requirement could be met as quickly as possible. A closed structure for any changing requests must be in the control zone.

The reserve judogi are provided only in the following cases:

- Torn judogi during a contest.
- Bloodstains or any other apparent stains during a contest.
- Irregular size.
- Irregular or missing backnumber.
- Inappropriate advertising.
- Inappropriate emblem.
- Unofficial brand.
- Jacket and trousers not the same brand.
- Inappropriate colour.
- Worn out judogi.
- When the name on the backnumber is different from the one on the accreditation.
- Wet judogi.
- Lost or stolen judogi (airline/train baggage claim or police report need to be provided).
- Judogi is made non-compliant for use during the competition after IJF Referee Supervisor(s)'s decision.

The athlete must leave his accreditation card and the part(s) of their judogi that do not comply with the rules with the organisers in exchange for the reserve judogi. The reserve judogi must be returned immediately after the contest it was used for. If an athlete refuses to comply with the rules, he will be excluded from the competition.

Note: The LOC cannot be blamed if an athlete cannot find a judogi with a suitable size.

C1.13 National Technical Officials' Duties

- Check that the athlete's identity corresponds to the backnumber and check the sponsor's label. The backnumber and competition sponsor label are compulsory.
- Check that the accompanying coach is in possession of an accreditation bearing the coach symbol. For preliminary rounds a coach should wear a national tracksuit with trousers reaching down to the shoes. They can wear national official short sleeved or long-sleeved T-shirt and closed-toe sport shoes (no flip-flops). For the final block, they must wear a formal suit (jacket, trousers, shirt, and tie for men; jacket, trousers/skirt/dress, blouse for women) and formal shoes (no sport shoes or flip-flops).
- The following are forbidden at any time: shorter trousers, undressed upper body, any kind of head caps and cover, jeans, sweaters or similar sports unrelated dress, flip-flops. In case a doctor appears with the athlete he should have an accreditation with the doctor's symbol (a first aid kit box).
- Check the condition of the backnumber and sponsor label (it should not be torn off).
- Check judogi condition (should be dry, not torn or showing any blood stains).
- Check judogi colour (blue judogi should not look light blue).
- Check the judogi label and brand. The logo of the judogi manufacturer must appear on the jacket, trousers and belt.
- Jacket and trousers should be of the same brand. The belt (cannot be red and white) can be a different brand to that of the jacket and trousers.
- Check “IJF APPROVED” label with a UV lamp. The label should be red or green. The belt label can be red, blue or green. Check belt ends length from central knot (between 20 cm and 30 cm).



- Check the name of the athlete on the belt (allowed on one side only), jacket and trousers. One location allowed on each piece of competition clothing. The name of the athlete is not compulsory.
- Check the belt position. It must be worn on the waist (above the hip bone) and be tied very tightly.
- Athletes must be in a standing position with their arms straight down by the side of their body with open hands as close to the body as possible.
- Check the distance between the sternum top and the lapel crossing point of the jacket vertically. It must be less than 10 cm. The distance between the two lapels of the jacket at belt level, needs to be of a minimum of 25 cm.
- Check length of the jacket (to cover completely the buttocks (plus 5 to 10 cm)).
- The athletes to be checked need to be in a standing position. The arms must be straight put in front at chest height, palms open, fingers pointed upwards. Thumbs and forefingers of both hands should be in contact with each other to form a triangle.
- Check length of the sleeves. They need to cover up the full arms completely including the wrist bone (head of the ulna) in the defined control position (arms outstretched).
- Check with a Sokuteiki the width of the sleeves, width of lapel, and length of trousers (the ankle bone, the malleolus, must be accessible for checking).
- If the athlete fails the judogi control he will be given a second and last chance.
- Athletes can wear any underwear or leggings below the belt. These should not go below the knee, except if it is a separate protection made of soft material. The protection should not appear below the judogi trousers.
- Check for athletes' advertisements to meet requirements.
- Check national emblem (100 cm²) on left side of the jacket).
- Female athletes must and male athletes may wear a short sleeved white T-shirt (round necked). No visible advertisement should appear when judogi is done. Only logo of manufacturer (maximum 30 cm²) and national emblem can appear inside. No other marking allowed.
- If an athlete presents themselves with a tattoo mentioning political, religious or sporting bodies or promoting tobacco, alcohol, any prohibited substances listed in the Prohibited List of the World Anti-Doping Agency or any product, property or service contrary to good moral and ethical customs, it must be covered with an adhesive bandage or medical tape.
- Check that male athletes are not wearing any clothing under their jacket, on upper body. The wearing of a t-shirt for male athletes is authorised for medical reasons or to cover a tattoo mentioning political, religious or sporting bodies or promoting tobacco, alcohol, any prohibited substances listed in the Prohibited List of the World Anti-Doping Agency or any product, property or service contrary to good moral and ethical customs, which cannot be covered with an adhesive bandage or medical tape.
- Verify the length of hand and foot nails and personal hygiene of the athlete. Long hair must be tied up with a non-metallic hair tie.
- Control any protective clothing (knee pad, elbow pad, shin pad etc.). No metallic part or any other part made of rigid material is allowed.
- Check any wearable medical devices are not a potential source of injury for the athlete or the athlete's opponent.
- Ensure that the athlete is not carrying a prohibited object. This includes the holding or wearing of any electronic devices.
- Any head covering, jewellery or body piercings must be removed.

Note: For multi-sport events (e.g., Olympic Games, Youth Olympic Games etc.) there may be special judogi rules, and these will be published separately and sent to all national federations.



C1.14 World Champion and/or Olympic Champion Titles Enhancement

The International Judo Federation gives the opportunity to athletes who are individual senior world and/or Olympic champions to enhance their title(s) with a marking on the judogi jacket at the level of the country's emblem (left side chest).

The world champion title(s) is/are enhanced by a gold star, above the national emblem.

The Olympic champion title(s) is/are enhanced by a gold circle, below the national emblem.

C1.14.1 Procedure Regarding World Champion Title(s)



The star(s) are placed above the national emblem and must not be in contact with any part of this emblem. There should be a space of 0.5 cm - 2 cm between each star. This symbol must be harmoniously placed in a circular arc, around the emblem in its upper part.

- Size: It must be in a 1.5 cm diameter circle.
- Colour: Gold.
- Positioning:
 - One star: at the centre.
 - Two stars: Spaced from 1.5 cm to 2 cm beside the centre.
 - Three stars: one at the centre and 2 on each side.
 - Maximum 5 stars per line.
 - More than 5 stars: superimpose them with a space of 0.5 cm.
- Space between two stars: From 1.5 cm to 2 cm.

C1.14.2 Procedure Regarding Olympic Champion Title(s)



The circle(s) are placed below the national emblem and must not be in contact with any part of this emblem. There should be a space of 0.5 cm - 2 cm between each circle. This symbol must be harmoniously placed, in line below the national emblem in its lower part.

- Size: 1.5 cm diameter.
- Colour: Gold.
- Positioning: One circle: at the centre.
Two circles: spaced from 1.5 cm to 2 cm beside the centre.
Three circles: one at the centre and 2 on each side.
- Space between the circles: From 1.5 cm to 2 cm.

Examples:







IJF REFEREEING RULES

All refereeing matters are the responsibility of the IJF Referee Commission.

D1.1 Refereeing - Culture, History and Principles

Jujutsu is the generic term that regroups all the methods of empty hand combat that the warriors of the Japanese Middle Ages practiced.

The fierce fights between the various schools of jujutsu contributed to the notoriety of their masters and pupils; it was in general duels between the schools that opposed the best practitioner of each among them.

Jigoro Kano at the end of the 19th century developed a school of jujutsu, that he called “JUDO”, different from the other “Ryu” by its target. Like the other schools, Judo cultivated the maximal efficiency, but the goal was not the same.

“The improvement of man and society “

Judo is a method of physical, intellectual and moral education, by the practice of a martial art.

Judo is the only martial art derived from jujutsu where the grip of the opponent is obligatory; this is what gave its technical wealth, finesse and intelligence. The confrontation in jujutsu didn't allow real fighting since the goal was to kill without being killed oneself.

Jigoro Kano created a discipline where the confrontations allowed techniques to be applied completely, without ever injuring the opponent.

Ippon was granted only if the fall of the opponent was controlled until they hit the ground, or they submitted.

Apart from the elbow joint where one must leave the possibility for their adversary to quit, all techniques are executed in the sense of articulation and never in hyper extension.

The control of the fall direction, the impact and the speed of execution are the definition of the perfect success of the throwing technique.

Judo is not a struggle where one accumulates advantages or points, whether standing up or on the ground, judo is a duel with a code. The only goal is ippon; all other values can be counted only if there is a will to score ippon.

The evolution of contests and refereeing through the years.

Of the challenges inter-schools of jujutsu without mercy, one passed, a little more than 100 years later, to be a member discipline of the International Olympic Committee.

The competition is today extremely well regulated and fully corresponds to the “Olympic Charter” humanist, educational and social. Judo remains nevertheless a martial art where a 100% duel must be the rule. It is the perfect technique that is rewarded with an ippon that puts an end to the contest. Ippon corresponds to “out of contest” as at the time of the warriors of the Middle Ages.

The refereeing must consider the philosophical aspect of the duel between the two athletes and reward them by the correct value or the correct sanction.



The rewards are:

- Ippon or nearly ippon (waza-ari).

The sanctions are:

- A warning or disqualification, according to the severity, for those who put in danger their own health or that of their opponents, those who refuse to contest, those who stop the contest from taking place fairly, who comes out of the contest area. All actions contrary to the spirit of judo must also be punished.

The one who wins is the one who executed “THE” best technique or for “Hansoku-make” of the opponent (technical penalties or due to action against spirit of Judo).

Culturally and in complement, judo doesn't reduce itself to its Olympic expression, judo remains a martial art, judo is more than a sport, all the techniques of the Gokyo Kodokan Classification are part of the judo heritage and must always be taught.

It is the same for the “kappo“, techniques of resuscitations and joint mobilisations practiced about forty years ago by the judo teachers and the referees which are these days forbidden in some countries. Their practice is not allowed but their knowledge is part of the judo heritage and should under no circumstances be forgotten. Their practice isn't allowed for referees in IJF World Judo Tour competitions.

The referees are the guards of the physical, cultural and philosophical expression of judo.

Judo must be understood to be appreciated!

Article 1 Referees and Officials

To referee at an International Judo Federation (IJF) World Judo Tour (WJT) event, and other events as agreed by the IJF Executive Committee, a referee must hold an IJF international licence and be active in their nation and continent. The IJF Head Referee Director(s) will select the referees for the IJF events and other events as agreed by the IJF Executive Committee. The selection is based on:

- The IJF referee ranking list.
- The level of the event.
- The period in which the event takes place (e.g., during or out of Olympic qualification).
- The development stage of the referee.

Generally, the contest shall be conducted by one referee of a different nationality to the two competing athletes. For team competitions the same principle applies. In advance of the competition, before the weight category per mat distribution, the selected referees are allocated to a tatami. The assignment of the referees to each contest is done using the IJF competition software. The selection is done to guarantee nation neutrality and gives approximately the same number of assignments to be a referee on the tatami. After following these conditions, the selection done is completely random.

The best referees from the preliminaries, on that day, are selected for the final block. At the end of the competition each referee is given an evaluation (score). This score is then added to the IJF referee ranking list.

No one shall exercise the function of a referee during the events organised by the IJF or Continental Union if he holds the position of national federation President, coach, doctor, official of the national team, Referee Director and /or is responsible for the selection of the referees and of their evaluation.

Exception: national federation Referee Director(s) can referee at cadets and juniors Continental Cups and competitions excluding Continental Championships.

The referees shall be assisted by technical officials who will operate the timing and scoring system and complete the competition paperwork. The local organising committee (LOC) should provide two (2) experienced technical officials per tatami for timing and scoring.

At each IJF WJT event there are IJF Referee Supervisor(s) whose function is to ensure that all decisions made by the referee are correct.

The referee on the tatami has a radio communication system that is connected to the IJF Referee Supervisor(s) on the technical table.

The Head Referee Director(s) and/or the IJF Referee Supervisor(s) who can possibly intervene, are sitting at their reserved places with their own Computer Assisted Replay system (CARE) system. They are connected to the referee via headphones. The procedure is detailed in Article 13.5.

Article 2 Position and Function of the Referee

The referee should wear the IJF approved uniform without any head coverings, religious objects, or garish jewellery.

Before officiating a contest, the referee:

- Should familiarise himself with the sound of the gong or means of indicating the end of the contest on their tatami, with the position of the medical table and the location of judogi control.
- Must check that his radio and headset are working.
- Has to ensure that the surface of the competition area is clean and in good condition and there are no gaps between the tatami.
- Should ensure that there are no spectators, supporters, or photographers in a position to cause a nuisance or a risk of injury to the athletes.
- Should ensure that all is in good order (e.g., competition area, equipment, uniforms, hygiene, technical officials etc.) before starting the contest.
- Ensure copies of forms (Coach Suspension Form and Article 18 Direct Hansoku-make Form) are available.

Officiating a contest, the referee:

- Shall generally stay within the contest area.
- He shall conduct the contest and administer the decisions and he shall ensure that the decisions are correctly recorded.
- In exceptional cases (e.g., when both athletes are in ne-waza and facing outwards) he may observe the action from the safety area.

The referee could be asked to leave the competition area during presentations or any lengthy delay in the programme.



The athlete wearing the blue judogi is to the left of the referee and the athlete wearing the white judogi is to the right of the referee.

Article 3 Role of Non-Officiating Referees

Referees who are not refereeing shall be seated at the technical table with a clear view of their tatami, waiting for the contest assigned to them and, in any case, ready for any eventuality that may occur during the event (e.g., he should draw the IJF Referee Supervisor's attention to a mistake recorded on the scoreboard).

Should an athlete have to change any part of the judogi outside the competition area or need to temporarily leave the competition area after the contest has started for a reason considered necessary by the central referee, giving this authorisation only in exceptional circumstances, a referee assigned to the specific tatami who is not refereeing must go with the athlete to see that no anomaly occurs. If the referee assigned to the specific tatami is not of the same gender as the athlete, an official designated by the IJF Head Referee Director(s) or IJF Referee Supervisor(s) shall accompany the athlete.

Article 4 Gestures

The referee shall make gestures as indicated below when taking the following actions:



Bow entering and leaving the tatami



Standing before the contest



Inviting the athletes onto the tatami



Hajime and Sore-made



Ippon (complete point, marked as 10 on the scoreboard): the referee raises one arm high above the head with the palm of the hand facing forward.



Waza-ari (nearly ippon, marked as 1 on the scoreboard): the referee raises one arm sideways to shoulder height with the palm of the hand facing downwards.

The waza-ari gesture:

- Should start with the arm across the chest, then sideways to the correct finishing position.
- Should be maintained for three (3) to five (5) seconds while moving to ensure that the score is clearly visible to the IJF Head Referee Director(s), IJF Referee Supervisor(s) and the timekeeper(s).

However, care should be taken when turning to keep the athletes within view.



Waza-ari-awasete-ippou (two waza-ari score ippon): first waza-ari, then the ippon gesture.



Osaekomi! (Hold is on!): while bending his body towards the athletes, shall point his arm, with the palm of the hand facing downwards. The referee must check that the timekeeper has started the timer before stopping the gesture and returning to a normal position to control the contest.



Toketa! (Hold broken!): while bending his body towards the athletes, shall raise one of his arms, with the fingers of the hand straight and forward and the thumb up, to the front and quickly wave it from right to left two or three times. He must check the timekeepers correctly stop the time.



Mate! (Wait!): shall raise one of his arms to shoulder height approximately parallel to the tatami and display the flattened palm of his hand (fingers up) to the timing and scoring technical officials.



Sono-mama \Leftrightarrow **Yoshi**

Sono-mama! (Hold position!): shall bend forward and touch both athletes with the palms of his hands.

Yoshi! (Continue! or Resume!): shall firmly touch both athletes with the palms of his hands and bring pressure on them.



Stand up (return to the contest start position): both arms extended towards the judoka concerned, palms upwards parallel to the tatami, the referee will move them two / three times from bottom to top with a movement of a few centimetres. The referee must ensure that the judoka sees the gesture clearly.



To cancel expressed opinion: to indicate the cancellation of an expressed opinion: shall repeat with one hand the same gesture while raising the other hand above the head to the front and wave it from right to left two or three times. There should be no announcement made when cancelling an expressed opinion (score or penalty).

Should a rectification gesture be required, it shall be done as quickly as possible after the cancellation gesture.

If the situation allows, the referee will signal the cancellation when the athletes can see this gesture.



Not valid (throwing action without scoring for both athletes): raising one hand above the head with the palm parallel to the head and wave it from right to left two or three times. No announcements are to be made.



Kachi: to indicate the winner, the referee and the athletes shall return to their positions at start of the contest; the referee take one step forward, indicate the winner raising one hand, palm in, above shoulder height towards the winner; then take one step back to return to the contest start position.



To call the doctor: shall face the medical table, wave an arm (palm upwards) from the direction of medical table towards the injured athlete.



To award a penalty (shido or hansoku-make): shall point towards the athlete to be penalised with the forefinger extended from a closed fist.

Should both athletes be given a penalty, the referee should make the proper gesture and point alternately at both athletes (left forefinger for athlete on his left and right forefinger for athlete on his right).



Non-combativity: shall rotate, with a forward motion, the forearms at chest height then point with the forefinger at the athlete to be penalised.



False attack: shall extend both arms forward, with hands closed and then make a downward action with both hands.



Fix judogi: to direct the athlete(s) to re-adjust the judogi or hair: shall cross left hand over right, palms facing inwards, at belt height or put his hand, with little finger next to his hair, to show to athlete to fix his hair.



Penalty for not fixing judogi or hair: To award a penalty towards the athlete who does not re-adjust their judogi correctly between the mate and the subsequent Hajime! (Begin!): point towards the athlete (s) to be penalised with the forefinger extended from a closed fist while announcing the penalty and then, cross left hand over right, palms facing inwards, at belt height; same procedure should be applied for not fixing hair, showing the appropriate gesture.



Penalty for stepping out



Penalty for leg grabbing



Penalty for a blocking attitude with one hand



Penalty for a blocking attitude with two hands



Penalty for cross gripping on one side



Penalty for refusing kumi-kata by covering lapel



Penalty for fingers inside sleeve



Penalty for not taking a grip



Penalty for a pistol grip

The referee must, after the official signal, point to the blue or white athlete (starting position) to indicate which athlete scored or was penalised.

Further gestures in case of penalties will be executed in compliance with the action to be sanctioned (see Article 18 - Prohibited Acts and Penalties).

The following gestures can be found here:

www.ijf.org/news/show/refereeing-the-new-gestures

Waza-ari and shido for landing on two hands / elbows. After awarding waza-ari to the athlete who scored, the referee will turn towards the athlete to be sanctioned with a movement of about 45° and will take a step back while he has his two arms bent at 90° parallel to the tatami, with clenched fists; returned to normal posture then he points with the forefinger at the athlete to be penalised with shido.

Shido for reverse seoi-nage. The referee will turn towards the athlete to be sanctioned with a movement of about 45° and will bring both hands into clenched fists on one side of his chest and then slightly rotate his torso as the beginning of a technique.

Shido for arranging hair. The referee will turn towards the athlete to be sanctioned with a movement of about 45° and will bring his hand in a closed fist, the part of the little finger in contact with the temple (same side).

To indicate to the **athlete(s) that he may stand** at the starting position if a lengthy delay in the contest is envisaged, the referee should signal towards the starting position with an open hand, palm upwards.

Article 5 Location (Valid Areas)

The contest shall be fought in the contest area.

All actions are valid and may continue (no mate) if either athlete has some part of their body touching the contest area and the action started inside the contest area.

Any new technique applied when both athletes are outside the contest area shall not be recognized.

Exceptions

a) When a throw is started with only one athlete in contact with the contest area, but during the action both athletes move outside the contest area, the action may be considered for point scoring purposes if the throwing action continues uninterrupted in the proximity of the limit of the contest area and no more than two metres in the safety area.

Similarly, any immediate counter technique by the athlete who was not in contact with the contest area when the throwing action started inside, may be considered for point scoring purposes if the action continues uninterrupted in the proximity of the limit of the contest area and no more than two metres in the safety area.

b) Ne-waza action (aimed at osaekomi-waza, kansetsu-waza or shime-waza) is valid and may continue outside of the contest area if it was started from inside.

The kansetsu-waza and shime-waza initiated inside the contest area and recognized as being effective to the opponent can be maintained, even if the athletes are outside the contest area, as long there is progression.

c) Ne-waza outside the contest area: if the throwing action is finished outside the competition area in the proximity of the limit of the contest area and no more than two metres in the safety area and immediately one of the athletes applies osaekomi-waza, shime-waza or kansetsu-waza, this technique shall be valid as long there is progression.

If during ne-waza, outside the contest area, uke takes over the control with osaekomi-waza, shime-waza or kansetsu-waza, in continuous succession, it shall also be valid.



d) If during ne-waza outside the contest area the athletes go out of the safety area and the referee was unable to announce Mate!, this situation shall be dealt with, and a decision given by the referee after consultation with the IJF Head Referee Director(s) and/or the IJF Referee Supervisor(s).

Once the contest has started, if permission is given by the referee, the athletes can leave the competition area.

Permission will be given to change a judogi or t-shirt which has become damaged or soiled or in case of an accident for which the doctor is required. This intervention will be done off the tatami, near the area itself or close to the medical facility; the athlete will be accompanied by another referee (of the same gender as the athlete).

Article 6 Duration of the Contest

1. The duration of the contests and the paperwork shall be determined according to the rules of the competition.

For all IJF competitions the time duration of the contests will be:

Senior men and women/mixed teams:	4 minutes real contest time
Junior under 21 men and women /mixed teams:	4 minutes real contest time
Cadet under 18 men and women/mixed teams:	4 minutes real contest time

It is recommended that these times should be used by national federations for competitions for seniors, juniors and cadets.

2. Any athlete is entitled to 10 minutes rest between contests.

Article 7 Osaekomi Time

- a) Ippon: 20 seconds.
- b) Waza-ari: 10 seconds or more but less than 20 seconds.

Article 8 Technique Coinciding with the Time Signal

1. Any immediate result of a technique started simultaneously with the time signal shall be valid.

2. Although a throwing technique may be applied simultaneously with the time signal, if the referee or the IJF Head Referee Director(s) and/or the IJF Referee Supervisor(s) decide that it will not be effective immediately, the referee shall announce Sore-made!, without any value for scoring purposes.

3. Any technique applied after the time signal to indicate the expiry of the time of the contest shall not be valid, even if the referee has not yet announced Sore-made!.

4. If Osaekomi! started in regular time (not in golden score) and the remaining time is insufficient to allow for the completion of the Osaekomi!, the time allotted for the contest shall be extended until either ippon (or equivalence) is announced or the referee announces Sore-made!.

During that time the athlete who receives the Osaekomi! (uke) can counterattack by applying osaekomi-waza, shime-waza or kansetsu-waza. The time will continue until the announcement of ippon (or equivalence), or Sore-made!.

Article 9 Start of the Contest

1. The referee shall always be in position to start the contest before the arrival on the contest area of the athletes.

In individual competition the referee shall be at the tatami centre 2 m back from the line from which the athletes start and shall be facing the technical table.

In team competitions, before the start of the contests from every encounter, it shall proceed to the bowing ceremony between the two teams as follows:

a) The referee will remain in the same place as in the individual competitions. At his indication, the two teams will come in on their allocated side, in line with the outer edge of contest area, in order according to the draw of categories, and will stand face-to-face.

Each one of the three allocated referees will referee two consecutive contests. If a contest is missing because of a lack of one/two contestants, the last referee will only referee the remaining one or none. If there is a draw the last referee will remain on the tatami for the golden score decision contest.

b) On the order of the referee the two (2) teams will move ahead to the starting position on the mat.

c) The referee shall order the teams turn towards the technical table, extending his arms in parallel forward, with open palms, and will announce rei, to be held simultaneously by all components of both teams. The referee shall not bow.

d) Then the referee shall order, in a gesture of arms at right angles forearms up and palms facing each other "otagai-ni" (face each other), the two teams again be face to face, announcing "rei" (bow), to be held the same way as in the previous section.

e) After finishing the bowing ceremony, the components of the two teams will come out through the same place which they entered, waiting, on the outer edge centred of the contest area, the athletes of each team must make the first contest. In each contest, they will perform the same procedure of bowing that in individual competition.

f) In case of equal wins after finishing the last contest of the match, the referee will order the teams to proceed as described in paragraph a) and b), in order to wait for the draw of the extra contest. Once the draw is performed the concerned athletes will remain on the tatami for the extra golden score contest while the rest of the team will leave.

g) After finishing the last contest of the match, the referee will order the teams to proceed as described in paragraph a) and b), announcing, then the winner. The bowing ceremony will be held in the reverse order of the start, bowing first to each other and, finally, to the technical table.

2. The athletes are free to bow when entering or leaving the contest area, although it is not compulsory.

When entering the tatami area, athletes should walk to the entrance of the contest area at the same time.

The athletes must NOT shake hands before the start of the contest.



3. The athletes shall then walk to the centre of the edge of the contest area (on the safety area) at their respective side according to the fighting order (the athlete in the white judogi on the right side and the athlete in the blue judogi on the left side of the referee's position) and remain standing there.

At the signal from the referee, the athletes shall move forward to their respective starting positions and bow simultaneously towards each other and take a step forward from the left foot.

Once the contest is over and the referee has awarded the result, the athletes shall simultaneously take a step back from the right foot and bow to each other.

If the athletes do not bow or do so incorrectly, the referee shall direct the athletes to do so. It is very important to perform the bow in the correct way.

4. The contest always starts with the athletes in the standing position, wearing their judogi correctly with the belt tied tightly above their hip bones, then the referee announces Hajime!

During the contest the athletes should always fix their judogi/hair quickly between "Mate!" and "Hajime!"

5. The accredited doctor may request that the referee stops the contest in the cases and with the consequences regulated in Article 20.

Article 10 Transition from Tachi-waza into Ne-waza (A) and from Ne-waza into Tachi-waza (B)

Transition from tachi-waza to ne-waza are considered valid if tori or uke makes a real attack or a counterattack and then they attempt osaekomi-waza, shime-waza or kansetsu-waza.

It is tachi-waza when both athletes are in a standing position and are not in any of the following ne-waza positions (see pictures below).

Gripping under the belt in the end phase of a throwing technique is allowed if the opponent is already in ne-waza.

If the throwing technique is interrupted, gripping under the belt is a ne-waza action. Gripping under the belt in the end phase of a throwing technique like with soto-makikomi continuing through ushiro-kesa-gatame or ura-gatame and similar technical actions are allowed. The grip under the belt that becomes an essential part of the throw is not allowed.

Athletes are still not allowed to grip under the belt to throw.

Ne-waza is when both athletes have two knees on the floor (picture 1).



Picture 1

If there is a loss of contact between the athletes and there is no possibility of continuation, mate must be called (picture 2).



Picture 2

Lying on the stomach on the ground, the blue athlete is considered to be in ne-waza (picture 3).



Picture 3

Grip control from the standing athlete (white), we still consider the athlete (blue) on the knees to be in tachi-waza and consequently tachi-waza regulations would be applied (picture 4).

However, if white does not attack immediately, then the referee must call mate! The kneeling athlete (blue) cannot grab the legs to defend the throw with his arms, if this happens, shido will be given.



Picture 4

In this position (picture 5) the white athlete can throw his opponent, but the attack must be done immediately.

If the blue athlete has two elbows and two knees on the floor, the white athlete can do a technique but ONLY to transition into ne-waza.




Picture 5


In these positions (pictures 6-8) the athlete on the knees (blue) cannot grab the legs with the hands/arms to defend the throw. If this happens, shido will be given.



Picture 6



Picture 7



Picture 8

A1. The athletes shall be able to change from tachi-waza to ne-waza as far as it is done by one of the cases referred to in this Article. However, if the technique used is not continuous, the referee shall announce mate and order both athletes to resume the contest from the standing position.

A2. Situations that allow the transition from tachi-waza to ne-waza

a) When one of the athletes, lands on the ground and there is no score or waza-ari given, either athlete can, without interruption, take the offensive and continue in ne-waza.

Example: in these positions below, tori, after applying a real attack, can continue into ne-waza.



Example: in these positions below, tori, can apply a throwing technique and can continue with kansetsu-waza, shime-waza or osaekomi-waza (not shown) after a real attack or a counterattack.



b) In any other case where one athlete falls down or is about to fall down, not covered by the preceding sub-sections of this article, the other athlete may take advantage of his opponent's unbalanced position to go into ne-waza.

A2. Exceptions

When one athlete pulls his opponent down into ne-waza not in accordance with the above rules and his opponent does not take advantage of this to continue into ne-waza, the referee shall announce mate, and penalise with shido the athlete who has infringed Article 18. If instead, the opponent takes advantage of the action of tori, the ne-waza work may continue.

B1. The athletes shall be able to make a transition from ne-waza to tachi-waza if the situation is not dangerous for both athletes with or without grips and both are more or less face to face.

However, if the transition is not continuous, the referee shall announce mate and order both athletes to resume the contest from the standing position.

The kata-sankaku grip (gripping with both arms the neck and one shoulder of the opponent) in ne-waza action is allowed (picture 1).

If the kata-sankaku grip is used starting from ne-waza going to tachi-waza, or in tachi-waza directly, mate will be immediately called (picture 2).

A kata-sankaku grip in tachi-waza with a throwing action will be considered hansoku-make (picture 3).

Kata-sankaku grip in ne-waza with blocking the opponent's body with the legs is hansoku-make (picture 4).



1



2



3



4

Article 11 Application of Mate

1. General

The referee shall announce Mate! (Wait!) to stop the contest temporarily in the situations covered by this article. To recommence the contest, the referee shall announce Hajime! (Begin!).

The athletes must quickly return after mate to their starting positions in the following cases:

- The referee will give shido for stepping outside.
- The referee will give a third (3rd) shido - hansoku-make.
- The referee will ask the athletes to adjust their judogi.
- The referee is of the opinion that an athlete(s) requires medical attention.
- The referee is of the opinion that there is a risk of danger to the athletes.

The referee having announced mate, must take care to maintain the athletes within his view in case they did not hear the announcement and continue fighting or if any other incident arises.

2. Situations where the referee shall announce mate:

- a) When both athletes go completely outside the contest area without continuous action that started from inside the contest area.
- b) When one or both of the athletes perform one of the prohibited acts listed in Article 18 of these rules.
- c) When one or both of the athletes are injured or taken ill. Should any of the situations of Article 20 occur, the referee, after announcing Mate!, shall call the doctor to perform the necessary medical attention according to said article, either upon the request of the athlete, or directly depending on the seriousness of the injury. In cases of “minor” injury, the medical intervention will be carried out outside the contest area, near the area itself or close to the medical facility; the athlete will be accompanied by a non-officiating referee assigned to the specific tatami.
- d) When it is necessary for one or both of the athletes to adjust their judogi.
- e) When during ne-waza there is no evident progress.
- f) When one athlete regains a standing or semi-standing position from ne-waza bearing his opponent on his back, with the hands completely clear of the tatami and without his opponent being able to progress the action.
- g) When one athlete in, or from ne-waza regains a standing position and lifts the opponent, who is lying on their back with one (1) or both legs around any part of the standing athlete, clear of the tatami.
- h) When an athlete performs or attempts to perform kansetsu-waza or shime-waza from the standing position.
- i) When one of the athletes starts or perform any preparatory moves of a kind of fighting or wrestling technique (not genuine judo) the referee shall call immediately mate, trying to stop and not to let the athlete who performs, finishes the action.

j) When tori applies osaekomi-waza, shime-waza or kansetsu-waza by stretching uke's leg in ne-waza. Mate must be called immediately and a shido given.

k) When the athletes, in tachi-waza, reach the 2 m mark in the safety area.

l) When in any other case that the referee deems it necessary to do so.

3. Situations where the referee shall not announce Mate!:

a) To stop the athlete(s) going outside the contest area in the proximity of the limit of the contest area and no more than two metres unless the situation is considered dangerous.


b) When there is a throwing that started inside the contest area and both athletes continue to go outside as part of the action in the proximity of the limit of the contest area and no more than two metres.

c) When an athlete, who has escaped from osaekomi-waza, shime-waza or kansetsu-waza, appears in need of or calls for a rest.

These are valid actions and mate should not be called.



Mate! should not be given as the action started in the valid area.



Article 12 Sono-mama

1. Sono-mama! (Hold positions!) can only be applied in situations where athletes are working in ne-waza.
2. In any case where the referee wishes to temporarily stop the contest without causing a change in their positions, he shall announce Sono-mama!, making the gesture under Article 4.7 while he must ensure that there is no change in the position or grip of either athlete.
3. To recommence the contest, the referee shall announce Yoshi! (Continue!) making the gesture under Article 4.

Article 13 End of the Contest

1. In regular time (4 minutes), a contest can be won by:
 - A technical score or scores (waza-ari or ippon)
 - Direct hansoku-make
 - Indirect hansoku-make
 - Fusen-gachi
 - Kiken gachi

A penalty never corresponds to a score.

The referee shall announce Sore-made! (Finished!) to indicate the end of contest in the cases covered in this article.

After this announcement the referee shall always keep the athletes within his view in case they do not hear his announcement and continue fighting. The referee shall direct the athletes to adjust their judogi, if necessary, prior to indicating the result.

After the referee has indicated the result of the contest making the gesture under Article 4, the athletes shall take one step backwards, make the bow and leave the contest area by the sides of the mat, particularly around the safety area.

When the athletes are leaving the mat, they must be wearing their judogi in the proper way and must not remove any part of the judogi or the belt before leaving the field of play.

Should the referee award the victory to the wrong athlete in error, the IJF Head Referee Director(s) and/or IJF Referee Supervisor(s) must ensure that he changes this erroneous decision before the referee leaves the competition area.

All actions and decisions taken by the referee and agreed by the the IJF Head Referee Director(s) and/or IJF Referee Supervisor(s) shall be final and without appeal.

The the IJF Head Referee Director(s) and/or IJF Referee Supervisor(s) are responsible for all rules and decisions during the contest. In exceptional circumstances the decision will be made by the IJF Head Referee Director(s) and the IJF Ad Hoc Commission. The IJF Ad Hoc should be composed of one (1) representative from Refereeing, one (1) from Sport and one (1) from Education and Coaching. If possible, composition of the Ad Hoc Commission should include one (1) IJF elected official.

2. Situations of Sore-made!:

- a) When one athlete scores ippon or waza-ari-awasete-ippon (Articles 15 and 16).
- b) In the case of hansoku-make (Article 18).
- c) In the case of kiken-gachi (Articles 19 and 20).
- d) When the time allotted for the contest has expired.
- e) Waza-ari score from an action in golden score.
- f) Waza-ari or ippon score in golden score.

3. The referee shall award the contest as follows:

- a) When one athlete has scored ippon or equivalent, he shall be declared the winner.
- b) When both athletes have no technical score, or the technical scores are equal at the end of the regular contest time, the contest shall continue in golden score regardless of the number of shido given.
- c) In the case where both athletes have no score or both have waza-ari and then score ippon simultaneously during the time allotted for regular time, the contest shall be decided by a "golden score" period.
- d) In the case where one athlete has waza-ari and then both score ippon simultaneously during the time allotted for regular time, the contest shall be allowed to continue until the end.

4. Golden score period

In individual and team competitions when contest time ends with the circumstances of paragraph 3b. of this article, the referee shall announce "Sore-made!" to end the contest temporarily and the athletes shall return to their starting positions.

The referee shall announce "Hajime!" to restart the contest once the scoreboard is ready. There shall be no rest period between the end of the original contest and the start of golden score.

There is no time limit for golden score. Any existing score(s) and/or numbers of shido from regular time are carried into the golden score period and will remain on the score board.

Golden score can be won by a technical score (waza-ari or ippon), hansoku-make (direct or by accumulative shido) or kiken-gachi. If a direct hansoku-make is given, the consequences are the same as those in regular time.

The referee will then announce Sore-made!.

Special situations during golden score.

a) Should only one athlete exercise his right to participate in the "golden score" period, and the other athlete declines, the athlete who wishes to compete shall be declared the winner by "kiken-gachi".

b) In the case where both athletes score ippon simultaneously the referee shall announce mate, continuing the contest without considering these actions for scoring purposes.

c) For direct hansoku-make given to both athletes, the IJF Ad Hoc Commission will decide.

d) Osaekomi starting in golden score

If osaekomi starts in golden score, after 10 seconds of osaekomi, tori will be awarded waza-ari (or waza-ari-awasete-ippou if he already has a waza-ari) and the contest will end. The referee shall announce "waza-ari!, sore-made!" or "waza-ari-awasete-ippou!, sore made!".

5. CARE system

The IJF Head Referee Director(s) and IJF Referee Supervisor(s) are responsible for all rules and decisions during the contest.

IJF Referee Supervisor(s) with the collaboration of the IJF Head Referee Director(s) must intervene in any circumstance in which an evaluation or a procedure made by the referee is not in harmony with the IJF refereeing rules.

The intervention must be immediate without loss of time or hesitation. If the IJF Head Referee Director(s) and/or the IJF Referee Supervisor(s) agree the decision is validated or corrected.

If the situation is not clear and there is no agreement between the IJF Head Referee Director(s) and IJF Referee Supervisor(s), no intervention is carried out (Hajime!).

Viewing of the CARE system and subsequent communication with the referees as regulated in this article shall be up to the discretion of the IJF Referee Director(s) and/or the IJF Referee Supervisor(s) that oversee the mat.

Mandatory reviewing using the CARE system in support of the decision on the mat will be done. There must be evidence to support any decision changes.

1. Any decision involving the end of the contest, during the contest time as well as in the period of “golden score”.

2. In a kaeshi-waza situation: the athlete receiving the attack and starting the counterattack, CANNOT use the impact of landing on the tatami to finish his kaeshi-waza action and have it evaluated. If the action allows it, he can however continue in ne-waza:

- If the two athletes land together without clear control for either one, no score will be given.
- Any action after landing will be considered as a ne-waza action.

No score for counter techniques where the initial attack is rolled to the back, towards the counterattacking or defending judoka. There has to be a difference between the correctly applied counter-technique and falling on the mat turning/rolling over the opponent. In the case of correct technique like uchi-mata-gaeshi, harai-goshi-gaeshi or hane-goshi-gaeshi, but also uchi-mata-sukashi, ura-nage, yoko-guruma, tani-otoshi, ko-soto-gari and ko-soto-gake, if we can identify the technique with a proper 90° landing there will be a score. In the case of a front landing or one less than 90°, the rolling to the back will be considered as transition to ne-waza.

There shall be no unauthorised use or request of use of the CARE system other than by the referee, the IJF Head Referee Director(s) and/or the IJF Referee Supervisor(s).

A coach can apply to the IJF Head Referee Director(s)/the IJF Referee Supervisor(s) to review a technical situation of the contest in which his judoka was engaged, by filling in the appropriate form available in the judogi control room. The action can be seen in the break between the preliminaries and the final block or after the final block.

For non-IJF events where there is no CARE system available, two (2) side judges can be used and a majority of three rule applied.

Article 14 Ippon

Scoring for actions that, without stopping, are a continuation of judo techniques. If there is a stop in the action, there is no score. Continuity, it is important that there is no interruption during the execution of direct throwing techniques, counter techniques, or combinations.

Evaluation of the points in tachi-waza.

The four criteria for ippon are speed, force, on the back and skilfully controlled until the end of the landing. Looking at the line from the shoulders to the hips. Just the shoulders must be at an angle that is a minimum of 90° to the tatami to consider that there is a score, landing on the shoulder and upper back is considered a score.

1. Ippon will be given when the athlete throws his opponent on the back, applying a technique or countering his opponent's attacking technique, with considerable ability with maximum efficiency (*).



A judo technique which is present in the Kodokan judo classified techniques including recognised variations (version 01 April 2017) must be identified. Just landing and rolling over and falling on the side/back in the process of the contest, without applying a clear technique, is not enough to score.

* “ikioi” = momentum with both force and speed and “hazumi” = skilfulness with impetus, sharpness or rhythm.

Rolling can be considered ippon only if there is no break during landing. The difference of the rolling makes the evaluation of the points. It is Ippon! when uke rolls on his back.



2. All situations in which one of the athletes voluntarily makes a “bridge” (head and one foot or both feet in contact with the tatami) after having been thrown will be considered ippon.



This decision is taken for the safety of the athletes, so they do not try to escape from the technique and endanger their cervical spine. Also, an attempt of a voluntarily bridge (arching the body) should be counted as a “bridge”.

No score or penalty will be given if the landing of uke occurs on the body of tori, in such a way that not all parts of uke’s body involving the bridge situation (head, foot or feet) touch the tatami.

Ippon evaluation in ne-waza

- a) When an athlete holds with osaekomi-waza the other athlete, who is unable to get away for 20 seconds after the announcement of Osaekomi!.
- b) When an athlete gives up by tapping twice (2) or more with his hand or foot or says Maitta! (I give up!) generally because of osaekomi-waza, shime-waza or kansetsu-waza.
- c) When an athlete loses consciousness due to osaekomi-waza, shime-waza or kansetsu-waza.

Should one athlete be penalised with hansoku-make, the other athlete shall immediately be declared the winner with a score equivalent to ippon.

Special situations

a) Simultaneous techniques - when both athletes fall to the tatami after what appears to be simultaneous attacks and the referees cannot decide which technique dominated there should be no score awarded.

b) In the case where both athletes score simultaneous ippon the referee will act as regulated in article 13 paragraph 4.b.

Article 15 Waza-ari

Scoring for actions that, without stopping, are a continuation of techniques. If there is a stop in the action, there is no score.

Evaluation of the points in tachi-waza. The referee shall announce waza-ari (a near ippon) when in his opinion the applied technique corresponds to the following criteria:

- Landing on the whole side of the body at 90 degrees or more to the rear of the shoulder axis
- One shoulder and upper back and landing simultaneously on two (2) elbows, two (2) hands or one (1) elbow and one (1) hand.
- A score will be given for a whole side of the body landing even when the elbow is out. Only the shoulder position must be considered. Everything that is out of this range won't get a score.
- When the four ippon criteria are not fully achieved.

These landings below are considered to be waza-ari.



These landings are given waza-ari for tori and shido for uke. In a golden score situation only waza-ari will be given by the referee.



- Landing only on one elbow cannot be used for assessment.
- Landing on the side of the upper body should be evaluated with waza-ari.
- Landing on one elbow, on the bottom or the knee with immediately continuation on the back will be waza-ari.
- Landing on the upper part of the shoulder should be evaluated with waza-ari.



These landings below are not considered to be waza-ari.



Evaluation of the points in osaekomi-waza.

a) When an athlete holds with osaekomi-waza the other athlete who is unable to get away for 10 seconds or more, but less than 20 seconds.

Article 16 Waza-ari-awasete-ippou

Should one athlete gain a second waza-ari in the contest, the referee shall announce waza-ari-awasete-ippou (two waza-ari score ippon).

Article 17 Osaekomi-waza

The referee shall announce Osaekomi! for an applied technique when the athlete being held:

- Is controlled from the side, rear or on top by his opponent and
- Has his full back or complete upper back (scapular region) in contact with the tatami.

The athlete applying the hold must not have his body or his leg(s) controlled by his opponent's legs either from above or from below the leg.

If the last situation happens after that the referee has announced Osaekomi! he shall announce Toketa!



The athlete applying the osaekomi-waza must have his body on and over the opponent's body covering it and holding the opponent down underneath his body.

He must apply pressure onto the opponent's front upper body with his front upper body in either the kesa, the shiho or ura position, i.e., similar to the techniques kesa-kami-shiho-ura-gatame and sankaku situations.

Should an athlete who is controlling his opponent with an osaekomi-waza, change without losing control, into another osaekomi-waza, the Osaekomi! time will continue until the announcement of ippon (or equivalence), Toketa! or Mate!.

When Osaekomi-waza is being applied and tori commits an infringement meriting a penalty (shido) the referee shall announce Mate!, return the athletes to their standing positions and:

- If the Osaekomi! time is less than 10 seconds, award the penalty then recommence the contest by announcing Hajime!;
- If the Osaekomi! time is 10 seconds or more, but less than 20 seconds, award the penalty and the score (waza-ari);

then recommence the contest by announcing Hajime!.

When Osaekomi! is being applied and uke commits an infringement meriting a penalty, the referee shall award the penalty by directly pointing at the uke without interrupting the contest with Sono-mama!.

When the situation permits and in order not to interrupt the positive action of tori, the referee will award directly the penalty pointing uke without interrupting the contest with Sono-mama!.

However, should the penalty to be awarded be hansoku-make for tori or uke, the referee shall, after announcing Sono-mama!, consult with the IJF Referee Director(s) and/or the IJF Referee Supervisor(s), announce mate to return the athletes to their starting positions, then award hansoku-make and end the contest by announcing Sore-made!.

If an Osaekomi! exists, but the referee has not announced osaekomi, the IJF Referee Director(s) and/or the IJF Referee Supervisor(s) must inform the referee, who shall announce Osaekomi! immediately.

The IJF Referee Director(s) and/or the IJF Referee Supervisor(s), having consulted the CARE system, can quantify the exact time of the Osaekomi and communicate it to the Referee for the relative decision.

The referee, after the announcement Osaekomi! must not announce Toketa! in the presence of situations in which, for example, the back of the athlete being held is no longer in contact with the tatami, (e.g., "bridging"), but the athlete applying the hold maintains the initial control anyway.

If uke escapes from osaekomi-waza outside the contest area in the proximity of the limit of the contest area and no more than two metres:

- The referee must call Mate! if there is NO immediate continuation from either tori or uke in applying osaekomi-waza, shime-waza or kansetsu-waza and, if the case, assign the relevant osaekomi-waza score.
- The referee must call Toketa! if there is an immediate continuation from either tori or uke in applying osaekomi-waza, shime-waza or kansetsu-waza, and, if the case, assign the relevant osaekomi score, leaving this last action to continue.
- If the osaekomi-waza action outside the contest area goes beyond the limit of the safety area the referee must call Ippon! Sore-Made!

This kind of osaekomi-waza is not valid and the referee must call Mate! if there is no progression in the action.



This kind of osaekomi-waza is not valid and the referee must call Mate! immediately.



It is never allowed to hold an osaekomi-waza just around the head/neck without control of at least one arm. Control in ne-waza using arms around the neck, without opponent's arm inside will be considered as Mate! Control in ne-waza using legs around the neck, without opponent's arm inside will be considered as Mate! and Shido!.

Article 18 Prohibited Acts and Penalties

The prohibited acts are divided into infringements that receive the penalty of:

- Shido – two (2) shido can be awarded and the third will be hansoku-make. The athlete is disqualified and **can continue** in the competition, if applicable.
- Hansoku-make - the athlete is disqualified and **can continue** in the competition, if applicable.
- Hansoku-make - the athlete is disqualified and **cannot continue** in the competition.

A contest cannot be decided by single or accumulated shido, until hansoku-make is reached.

Referees are authorised to award penalties according to the “intention” or situation and in the best interest of the sport.

Should the referee decide to penalise the athlete(s), (except in the case of Sono-mama! in ne-waza) he shall temporarily stop the contest by announcing mate, should return the athletes to their starting positions (Article 11) and announce the penalty while pointing to the athlete(s) who committed the prohibited act.

Article 18.1 Shido (Slight Infringements Group)

During the contest an athlete can receive a shido for a lack of combativity, an illegal move or action that is not considered dangerous, untidy attire or hair.

Two shido will be given as warnings and the third will be hansoku-make, the athlete is disqualified and can continue in the competition, if applicable.

Shido do not give a score to the other athlete, only technical scores can give points on the scoreboard.

When both athletes infringe the rules at the same time, each should be awarded a penalty according to the seriousness of the infringement.

When both athletes have been given two (2) shido and subsequently each receives a further penalty, they should both be given hansoku-make.

Shido infringements can be evaluated as hansoku-make if done in an obvious anti-sporting manner that is not fair play (e.g., if one athlete stamps on the foot of his opponent to throw him more than once, or just to block like crossing fingers to avoid the grip or uke, in an osaekomi situation, puts his hand forcefully on the face of tori to escape).

A penalty in ne-waza should be applied in the same manner as in Article 17 Osaekomi.

If an athlete (blue) commits a slight infringement and his opponent (white with no score) throws him for waza-ari, white will be given waza-ari and blue a shido.

If an athlete (blue) commits a slight infringement and his opponent (white with no score) throws him for ippon, white will be given ippon and the contest ended.

If an athlete (blue) commits a slight infringement and his opponent (white with a waza-ari score) throws him for waza-ari or ippon, white will be given ippon and the contest ended.

If an athlete (blue) commits a slight infringement and throws his opponent (white) the referee will allow the ne-waza until white has the advantage. The referee must announce *Matte!* to give the penalty to blue in the moment that blue takes the advantage in ne-waza (e.g., to break the osaekomi-waza and takes over the control, to break the osaekomi-waza by applying shime-waza or kansetsu-waza, waza-ari for throw two elbows or two hands, or one elbow and one hand and continuation in ne-waza); it doesn't matter if it is the first, the second or the third shido.

Whenever a referee awards a penalty, he should demonstrate with a simple gesture the reason for the penalty.

A penalty can be awarded after the announcement of *Sore-made!* for any prohibited act done during the time allotted for the contest or, in some exceptional situations, for serious acts done after the signal to end the contest. In this case the referee will apply the penalty in accordance with the IJF Head Referee Director(s) and/or IJF Referee Supervisor(s).

Article 18.1.1 Shido for a Lack of Combativity

1. Negative positions, against the fighting spirit, will be penalised by shido (to adopt in a standing position, after kumi-kata, an excessively defensive posture, not searching for an attack, a defensive attitude etc.).

2. To make an action designed to give the impression of an attack but which clearly shows that there was no intent to throw the opponent (false attack). False attacks are defined as:

- Tori has no intention of throwing.
- Tori attacks without kumi-kata or immediately releases the kumi-kata.

Tori makes a single fake attack or several repeated fake attacks with no breaking of uke's balance.

Tori puts a leg in between uke's legs to block the possibility of an attack.

3. Unless in accordance with Article 10, to pull the opponent down to start ne-waza and the latter does not take advantage of this to continue into ne-waza, the referee shall announce *Mate!* and give shido to the athlete who has infringed Article 10.

4. In a standing position, after the referee announced *Hajime!* and before or after kumi-kata has been established, not to make any attacking moves. Recognizing the difficulty of preparing a throwing action, the time between kumi-kata and making an attack is 45 seconds if there is a positive progression. The referees should penalise strictly the athlete who does not engage in kumi-kata or who tries not to be gripped by the opponent.

5. Without there being an attack engaged in a valid position (see Article 5 - Exceptions):

- In tachi-waza to go intentionally or intentionally force the opponent to go outside the contest area;
- In ne-waza to go deliberately outside the contest area.



If an athlete puts one foot outside of the contest area without immediate attack or not returning immediately inside the contest area, he is penalised by shido. Two feet outside the contest area is penalised immediately by shido.

Article 18.1.2 - Shido for an Illegal Move

6. To put a hand, arm, foot, or leg directly on the opponent's face. The face means the area within the line bordered by the forehead, the front of the ears and the jawline.

7. To intentionally avoid taking kumi-kata to prevent action in the contest. Normal kumi-kata is taking hold the right side of the opponent's judogi, be it the sleeve, collar, chest area, top of the shoulder or back with the left hand and with the right hand the left side of the opponent's judogi be it the sleeve, collar, chest area, top of the shoulder, or back and always above the belt or vice versa.

To offer more chances to throw and more attractive judo, non-classical grips are allowed. Collar and lapel, one side, cross grip, belt grip, pocket and pistol grips are allowed when the attitude of the athlete is positive, when they are looking to perform positive attacks and throws. If taken, time will be allowed for the preparation of an attack. The same grip (or a collar and lapel grip) used to force the opponent with either one or both arms, to take a bending position, used in a defensive, negative, or blocking attitude, will be penalised by shido.





8. To grab below the belt.

Exception: Gripping under the belt in the end phase of a throwing technique is allowed if the opponent is already in ne-waza. If the throwing technique is interrupted, gripping under the belt is a ne-waza action.

9. Ducking beneath the opponent's arm without an immediate attack will be penalised with shido.

10. Hooking one leg between the opponent's legs unless immediately attacking with a throwing technique.

11. In a standing position, to continually hold the opponent's sleeve end(s) for a defensive purpose or to grasp by "screwing up" the sleeve end(s).

12. In a standing position, to continually keep the opponent's fingers of one or both hands interlocked, to prevent action in the contest or to take the wrist or the hands of the opponent only to avoid the grip or the attack on him.

13. To insert a finger or fingers inside the opponent's sleeve or of his trousers either in the ends of the trouser legs or in the waistband (top) of the trousers.

14. To bend back the opponent's finger(s) to break his grip.

15. Breaking the grips with one or two hands and immediately taking grips is allowed. Breaking grips with one or two hands and not taking a grip immediately is shido. Breaking the grip, if after that a grip is still there, is allowed. For example, if the athlete in the blue judogi has one grip and the athlete in the white judogi decides to break with one or two hands, white should keep at least one grip in their hand. So, if blue has one grip, after breaking, white shall keep at least one grip. If after breaking the grip, white does not have any grip anymore, it is shido.



16. To break the grip of the opponent with the knee or leg.



17. Cover the upper part of the lapel of the judogi jacket to prevent the grip.



18. Avoid uke's grip with a blow on his arm or hand.



19. Blocking the opponent's hand.



20. Leg grabbing, grabbing the trousers, blocking, or pushing the opponent's leg(s) with their hands or arms. It is possible to grip the leg only when the two opponents are in a clear ne-waza position and the tachi-waza action has stopped.



These are valid actions and no shido will be given.



Tori in this tachi-shisei position can apply kansetsu-waza or shime-waza because uke is in a ne-waza position.



21. To encircle the end of the belt or jacket around any part of the opponent's body. The act of "encircling" means that the belt or jacket must completely encircle. Using the belt or jacket as an anchor for a grip (without encircling), e.g., to trap the opponent's arm, should not be penalised.

22. To take the judogi in the mouth (either his own or his opponent's judogi).

23. To put a foot or a leg in the opponent's belt, collar or lapel.

24. To apply shime-waza using either your own or your opponent's belt or bottom of the jacket or using only the fingers.



25. In osaekomi-waza, shime-waza or kansetsu-waza, over-stretching the leg is forbidden and the referee will announce mate immediately and sanction the athlete with shido.



Special attention will be given to situations: where tori, whilst applying a shime-waza, also over-stretches and straightens uke's leg. Mate must be called immediately and a shido given.

26. To directly hug the opponent for a throw (bear hug).

Precision: A bear hug is a two-handed simultaneous grip "hugging" the other athlete.

Kumikata: To attack with a bear hug the athlete must have a minimum of one grip before making the attack.



It is not valid to grip simultaneously. Only touching the opponent's judogi, hands or body is not considered to be kumi-kata, gripping is necessary.

These are valid grips for bear hug.



27. In shime-waza (ryote-jime with tori and uke face to face, hadaka-jime with tori on the back of uke or sankaku situation gripping the head with the legs just around the neck) using the legs to assist the grips around the opponent's head without any arm of the opponent is matte! and shido!

28. To kick with the knee or foot, the hand or arm of the opponent, in order to make him release his grip or to kick the opponent's leg or ankle without applying any technique.

29. Applying kansetsu-waza or shime-waza in tachi-shisei without a judo throwing technique will be penalised with shido. See also Article 18.2.2 Hansoku-make for Acts against the Spirit of Judo point 3.



30. The act of entangling the leg without making an immediate attack must be penalised with shido.



31. No score and shido for reverse seoi-nage. The application of seoi-nage techniques when uke can perform ukemi and tori can control is allowed. In the variation of seoi-nage techniques when tori turns away from uke, twisting their tsurite and hikite using the same lapel of uke's judogi, without controlling uke, standing or dropping down in an unknown direction, without giving the possibility to the opponent to perform ukemi and sometimes with uke falling with the neck on the mat, is forbidden.

Article 18.1.3 Shido for Untidy Attire or Hair

No athlete should use the tidying or rearranging of judogi/hair to get time with which to interrupt the contest. The correct preparation of the judogi jacket, trousers, belt and hair is the responsibility of the athlete. Athletes must enter and leave the field of play wearing their judogi and hair in the proper way.

32. If the judogi jacket, trousers and/or belt becomes undone during the contest the athlete is obliged to quickly fix it back to the correct position. This can be between *Mate!* and *Hajime!* or during any break in action. An athlete failing to do this will be given a penalty (shido or hansoku-make if it is the third penalty).

A penalty will be given (shido or hansoku-make if it is the third penalty) to an athlete who unties their trousers and/or without permission from the referee.

To intentionally disarrange his own or his opponent's judogi; to untie or retie the belt or the trousers without the referee's permission; to intentionally lose time arranging his judogi and belt.



The referee should never touch an athlete's judogi or belt; this can happen in exceptional cases (e.g., Yoshi!) and to safeguard the safety of the athletes (e.g., in ne-waza to free the athlete's head from the judogi which prevents the evaluation of his physical state).

33. Retying hair is allowed once per athlete per contest. Further occasions are penalised with shido (or hansoku-make if it is the third penalty).

Article 18.2 Hansoku-make (Grave Infringements Group)

Hansoku-make can be indirect from an accumulation of shido penalties (see Article 18.1) or direct which is an immediate disqualification. In either case, the opponent wins the contest by ippon.

If a direct hansoku-make is given, depending on the infringement, an athlete may or may not be allowed to continue in the competition, if applicable.

Before awarding hansoku-make, the referee must consult with the IJF Head Referee Director(s) and/or the IJF Referee Supervisor(s).

When there is a hansoku-make given the referee must follow the IJF procedure by completing the Direct Hansoku-make form to inform the IJF Head Referee Director(s) and/or the IJF Referee Supervisor(s) who will then inform the person running the competition.

Article 18.2.1 Hansoku-make for Dangerous Techniques

If this type of hansoku-make is awarded the athlete **can continue** in the competition.

Techniques using head diving are dangerous and will be penalised with hansoku-make.

1. To "dive" headfirst, onto the tatami by bending forward and downward while performing or attempting to perform techniques such as uchi-mata, harai-goshi, seoi-nage, tai-otoshi, kata-guruma, tsuri-goshi, ura-nage etc. it is forbidden to somersault forward when uke is on the shoulders or the back of tori. Tori can continue in the competition.

2. Head defence as uke, to ensure that judo has as little trauma as possible, if uke attempts voluntarily to use the head with any movement which is dangerous for the head, neck or spine, for defence and to avoid landing in/escaping from a score he shall be penalised with hansoku-make. Uke can continue in the competition.



Special attention will be given to situations where tori attempts to throw his opponent during tachi-waza with, for example, seoi-otoshi, seoi-nage, sode-tsurikomi-goshi with the grip on both sleeves and koshi-guruma with both grips on the collar and uke makes an involuntary head defence.

These are examples and this situation can occur with other throwing techniques. In this situation there is no penalty for either tori or uke.

Article 18.2.2 Hansoku-make for Acts against the Spirit of Judo

If this type of hansoku-make is awarded the athlete **cannot continue** in the competition and will remain in the position they reached on the draw sheet (if this in the quarterfinal the position is 7th place). In a round robin any remaining contest(s) will be a win by ippon for the opponent.

1. To apply kawazu-gake (to throw the opponent by winding one leg around the opponent's leg, while facing more or less in the same direction as the opponent and falling backwards into him).

Even if the thrower twists/turns during the throwing action, this should still be considered "kawazu-gake" and be penalised. Techniques such as o-soto-gari, o-uchi-gari, and uchi-mata where the foot/leg is entwined with opponent's leg will be permitted and should be scored.



2. To apply kani-basami.
3. To apply do-jime.
4. To apply ashi-garami.
5. To fall directly to the tatami while applying or attempting to apply techniques such as ude-hishigi-waki-gatame (see point 3 above).
6. Applying kansetsu-waza or shime-waza in tachi-shisei with a judo throwing technique will be penalised with hansoku-make. See also Article 18.1.2 - Shido for an Illegal Move point 29.
7. Uke, when behind tori, cannot reap tori's standing leg or legs from the inside.
8. To make any action that may endanger or injure the opponent especially the opponent's neck or spinal vertebrae.
9. Intentionally fall backwards when the other athlete is clinging to his back and when either athlete has control of the other's movement.
10. To lift the opponent off the tatami and forcefully push him back onto the tatami without a judo technique.
11. To disregard the referee's instructions.
12. To make unnecessary calls, remarks, or gestures derogatory to the opponent or referee during the contest.
13. To wear or to have inside the judogi a hard or metallic object (covered or not).
14. Any action against the spirit of judo (this includes anything that can be described as anti-judo, for example being in the lead and, in the last seconds of the match, leaving the competition area to prevent the opponent from taking grips) may be punished by a direct hansoku-make at any time in the contest.

Article 18.3 Double Hansoku-make

If both athletes are given a hansoku-make at the same time the following rules must be applied.

Article 18.3.1 Double hansoku-make (Indirect)

In regular time or golden score if both athletes receive three shido, both athletes will be considered losers, the contest result will be recorded as 0-0, with the following consequences:

- Final – both athletes will be awarded 2nd place.
- Bronze medal contest – both athletes will be awarded 5th place.
- Semi-final – both athletes will be awarded 5th place.
- Quarter-final or last 8 repechage – both athletes will be awarded 7th place.
- Rounds prior to the quarter-final – both athletes considered to be losers and will remain in the position they reached on the draw sheet. They can compete in the team event if it follows an individual competition i.e., World Championships, Olympic Games etc.
- Relevant ranking points will be assigned in the case of previous wins.

In a round robin, if both athletes are given three shido, they are considered losers for that contest only and the contest result is recorded as 0-0. They can both compete in the next contest if applicable.

In a team event, if both athletes are given three shido, they are considered losers for that match only and the contest result is recorded as 0-0. They can both compete in the next round if applicable.

In a team event golden score contest, if both athletes are given three shido, they are considered losers for that match only and the contest result is recorded as 0-0. The double disqualification category remains in the draw and golden score contest is drawn again.

Article 18.3.2 Double hansoku-make (Direct)

For a direct hansoku-make given to both athletes (in regular time or golden score), the IJF Ad Hoc Commission will decide the consequences.

For a direct hansoku-make given to both athletes in a team event golden score contest refer to Section 2.7.1.

Article 19 Default and Withdrawal

The decision of fusen-gachi (win by default) shall be given to any athlete whose opponent does not appear for his contest according to the 30 seconds rule.

Forfeit of a contest: If one athlete is ready on time and the opponent is missing an IJF Sport Director (or nominated person) will ask the speaker to announce, the last call for the missing athlete.

The referee will then invite the prepared athlete to wait at the edge of the competition area. The scoreboard will start to count down 30 seconds.

If at the end of 30 seconds the opponent is still not present at the tatami, the referee will invite the athlete to enter the competition area and will be declared the winner by fusen-gachi.

The referee must be sure before awarding fusen-gachi that they have received the authority to do so by the IJF Sport Director or nominated person.

The IJF Ad Hoc Commission can decide if an athlete forfeiting a contest may participate in the repechage.

The decision of kiken-gachi shall be given to any athlete whose opponent withdraws from the competition for any reason, during the contest.

Any athlete not willing to comply with the requirements of hygiene, hair and head cover regulation (see E1.3 Hygiene) shall be refused the right to compete and the opponent shall win the contest by fusen-gachi, if the contest has not yet started, or by kiken-gachi, if the contest has already started.

If an athlete loses a contact lens during the contest and cannot immediately recover it, and if he then informs the referee that he cannot continue competing without the contact lens, the referee shall give the victory to his opponent by kiken-gachi.

Article 20 Injury, Illness or Accident

In this article the person in the role of the doctor is defined in Appendix E.

The decision of the contest where one athlete is unable to continue because of injury, illness or accident during the contest shall be given by the referee following the clauses below:

a) Injury

1. Where the cause of the injury is attributed to the injured athlete, he shall lose the contest.

2. Where it is impossible to determine which of the athletes was the cause of the injury, the athlete unable to continue shall lose the contest.

3. If there is an injury caused by athletes from another contest on a nearby tatami, the injured athlete has the right to ask the referee to see the doctor.

Treatment can be given if needed and the athlete can continue the contest if able.

4. Where there is an injury caused by an external object (e.g., LED or advertising board, photographer camera).

The injured athlete has the right to ask the referee to see the doctor and receive treatment if necessary and can continue in the contest if able.

If during the contest an athlete is injured due to an action by the opponent and the injured athlete cannot continue, the referee, the IJF Head Referee Director(s) and/or the IJF Referee Supervisor(s) should analyse the case and decide based on the rules. Each case shall be decided on its own merit.

b) Sickness, generally, where one athlete is taken sick during a contest and is unable to continue, he shall lose the contest.

c) Accident, where an accident occurs, which is due to an outside influence (force majeure), after consulting with the IJF Head Referee Director(s) and/or the IJF Referee Supervisor(s) and the IJF Medical Commissioner, the contest shall be considered cancelled or postponed.

In those cases of 'force majeure', the IJF Sport Director(s), and the IJF Head Referee Director(s) will take the final decision.

Medical Examinations

a) The referee shall call the doctor, if necessary, also inside the contest area, to attend to an athlete who has received a severe impact to the head or back (spinal column), or whenever the referee has reason to believe there may be a grave or serious injury. In either case, the doctor will examine the athlete in the shortest time possible and indicate to the referee whether the athlete can continue or not.

Generally, only one (1) doctor for each athlete is allowed on the competition area. Should a doctor require any assistant(s), the referee must first be informed. The referee should remain near to the injured athlete to ensure that the assistance provided by the doctor is within the rules.

The coach is never allowed on the competition area of the tatami.

However, the referee may consult with the IJF Head Referee Director(s) and/or the IJF Referee Supervisor(s) and the IJF Medical Commissioner in case they need to comment on any decision.

If the doctor, after examining an injured athlete, advises the referees that the athlete cannot continue the contest the referee, after consultation with the IJF Head Referee Director(s) and/or the IJF Referee Supervisor(s) and the IJF Medical Commissioner, shall end the contest and declare the opponent to be the winner by kiken-gachi.

b) The athlete may ask the referee to call for the doctor, but in this case the contest is terminated, and his opponent shall win by kiken-gachi.

c) The doctor may also ask to attend to his athlete, but in this case the contest is terminated, and the opponent will win by kiken-gachi.

In any case whenever the referee is of the opinion that the contest should not continue, the referee after consulting with the IJF Head Referee Director(s) and/or the IJF Referee Supervisor(s) and the IJF Medical Commissioner, shall end the contest and indicate the result in accordance with the rules.

Bleeding injuries, when a bleeding injury occurs, the referee shall call the doctor to assist in stopping and isolating the bleeding, outside the contest area, with the presence of another referee assigned to the specific tatami.
The athlete is not allowed to compete while bleeding.

The same bleeding injury may be treated by the doctor on two (2) occasions. The third time that the same bleeding injury occurs, the referee, should declare the opponent the winner by kiken-gachi. However, the IJF Ad Hoc Commission in consultation with the IJF Medical Commissioner can decide to allow the same bleeding injury to be treated more than two (2) times.

If bleeding cannot be stopped, the IJF Medical Commissioner will inform the referee who will declare the opponent the winner by kiken-gachi.

Minor injuries, a minor injury may be treated by the athlete himself. For example, in the case of a dislocated finger, the referee shall stop the contest (by calling Mate! or Sonomama!) and allow the athlete to reset the dislocated finger. This action should be done immediately, upon the request of the athlete with the assistance of the doctor, outside the tatami, and the athlete can continue the contest.

The same finger is allowed to be reset on two (2) occasions. If the same dislocation occurs a third (3rd) time, the athlete is declared not be in condition to continue in the contest. The referee, after consultation with the IJF Medical Commissioner, shall end the contest and declare the opponent the winner by kiken-gachi.

The LOC commissioned doctor, or the delegation doctor intervenes upon request of the referee.

The LOC commissioned doctors, or the delegation doctor must be able to intervene on the field of play, at their own request, when deemed necessary, in case of danger to the athlete(s) health i.e., a bad landing on the head or a strangulation.

When a doctor clearly realises - especially in the case of shime-waza – that there is danger to the health of one of the athletes that he is responsible for, he can go to the edge of the competition area and call upon the referees to immediately stop the contest. The referees shall take all necessary steps to assist the doctor.

Such an intervention will necessarily mean the loss of the contest for his athlete and should therefore only be taken in extreme cases.

If a cadet loses consciousness during shime-waza they are no longer able to continue in the competition.

To show they want to make this exceptional request, they should stand at the edge of the competition surface showing two arms in cross in the height of the chest to inform the referee that they wish to make an emergency intervention. The referee must stop the contest and allow the doctor to enter the tatami.

Such an intervention will mean the loss of the contest for his athlete, so should only be taken if necessary.

Three cases are possible:

The delegation doctor / LOC commissioned doctor / IJF Medical Commissioner announces that the athlete cannot continue the contest because their health is in danger. The opponent will be declared winner by kiken-gachi.

If the intervention of the delegation doctor is not justified by the IJF Head Referee Director(s) and/or the IJF Referee Supervisor(s) and the IJF Medical Commissioner, a final decision will be made about the continuation of the contest.

Medical Assistance

The medical assistance in the following cases should be outside of the competition area, close to the medical table, the injured athlete must be accompanied by one of the referees.

a) A minor injury

In the case of a broken nail, the doctor is allowed to assist in cutting the nail. The doctor may also help in adjusting a scrotum injury (testicles).

b) A bleeding injury

For safety measures whenever there is blood it must always be completely isolated with the assistance of the doctor by means of adhesive tape, bandages, nasal tampons, (the use of blood clotters and haemostatics products is permitted).



When the doctor is called to assist an athlete, such medical assistance should be given as quickly as possible.

c) Finger/toe dislocation

For the preservation of athletes' joint health, especially of those who lack experience in self-treatment, athletes are allowed to seek medical help for finger/toe joint resetting, including resetting and taping to secure the joint.

Note: Except for the above situations, if the doctor applies any treatment the opponent shall win by kiken-gachi.

Vomiting

Vomiting by an athlete shall result in kiken-gachi for the other athlete. (See paragraph: 4b) Sickness).

In the case when an athlete through a deliberate action causes an injury to the opponent, the penalty given to the athlete inflicting the injury on the opponent shall be a direct hansoku-make, apart from any other disciplinary action that may be taken by IJF Ad Hoc Commission.

The official delegation doctor shall have a medical degree and must register prior to the competition. He shall be the only person allowed to sit in the designated area and must be so identified. e.g., by wearing a red cross armband or waistcoat.

When accrediting a doctor for their delegation, the national federations must take the responsibility for the actions of their doctors. The LOC doctors must be aware of any amendments and the interpretations of the rules.

If an injured athlete needs prolonged medical treatment on the tatami, the referee will declare the non-injured opponent as the winner who will then leave the competition area.

The referee must stay on the tatami observing treatment or emergency procedures until the injured athlete is transported safely from the competition area. If necessary, the medical team should screen the injured athlete off from the view of the public.

The referee should be the last person to leave the tatami.

If the treatment of the injured athlete is extended onto the safety area of a neighbouring competition area, the IJF Sport Director will stop any contests on affected tatami until it is safe to continue.

Article 21 Situations not Covered by the Refereeing Rules

When a situation arises, which is not covered by these rules, it shall be dealt with and a decision given by the referees after consultation with the IJF Head Referee Director(s) and the IJF Ad Hoc Commission.







IJF MEDICAL AND ANTI-DOPING HANDBOOK

All medical and on-site anti-doping matters (at competitions) are the responsibility of the IJF Medical Commission. Further information can be found in the Event Organisation Guide. Reference should also be made to Appendix D IJF Refereeing Rules. For assistance contact medical@ijf.org or antidoping@ijf.org

E1.1 Medical Requirements

In case of an injury, the priority is the athlete's health. Primarily it is the delegation doctor (or delegation physiotherapist) who is responsible for the health of their athletes.

The local organising committee (LOC) directly shall provide sufficient medical service during the competition, including on site treatment and hospital treatment if needed. They should also provide qualified medical personnel and arrange sufficient medical materials and equipment.

A minimum of one ambulance must be at the competition venue at least 30 minutes before the start of a competition day. In case the ambulance must leave the venue, a minimum of one ambulance must immediately be available on site for replacement. In the absence of either an ambulance or a team of LOC commissioned doctors the competition cannot be started or continued.

E1.1.1 Decision Making on the Field of Play

Only certified (and licensed) medical doctors can enter the field of play and go on the tatami to treat athletes. When a medical decision is needed on the field of play the LOC commissioned doctors can assist the delegation doctor. In case of a dispute between them, the delegation doctor will take the decision, however the International Judo Federation (IJF) Medical Commissioner has the final say. The same policy applies in the absence of a delegation doctor.

E1.1.2 Decision Making off the Field of Play

When a medical decision is needed out of the field of play, the decision is up to the delegation doctor (or delegation physiotherapist). In the absence of a delegation doctor when there is a dispute between the delegation physiotherapist and the LOC commissioned doctors, the LOC commissioned doctors will take the decision on life threatening situations. However, in any cases if there is a dispute, it is the IJF Medical Commissioner who has the final say.

E1.1.3 Rights and Responsibilities

The IJF Medical Commissioner has the responsibility to:

- Arrange for sufficient hygienic conditions.
- Arrange for sufficient health care for all participants, including staff.
- Assure that there is a LOC medical team at the field of play.

The IJF Medical Commissioner has the right to:

- Recommend stopping the competition in case of the delay of the ambulance or the team of LOC commissioned doctors is more than 15 minutes.
- Stop a contest in case of a dangerous injury.
- Make a final decision whether an injured athlete can continue the contest or not.

LOC commissioned doctors have the responsibility to:

- Be present at the field of play in sufficient number during the entire competition.
- Have sufficient equipment.

LOC commissioned doctors have the right to:

- Decide, in consultation with the IJF Medical Commissioner, whether an injured athlete can continue the contest or not in case there is no delegation doctor.

E1.2 Medical Suspension Following Concussion

Athletes of all age categories with suspected concussion (confirmed by either the IJF Medical Commissioner, or by the event's head of medical services) are not allowed to compete within the period of seven (7) days starting the day after the date of the injury. Athletes can return to competition having a medical clearing from their team medical doctor, family doctor or any other medical doctor having the authority to issue such a clearing. The IJF Medical Commission will register athletes under medical suspension.

E1.3 Hygiene

- The judogi shall be clean, generally dry and without unpleasant odour.
- The nails of the feet and hands shall be cut short.
- The personal hygiene of the athlete shall be of a high standard.
- Long hair shall be tied up to avoid causing any inconvenience to the other athlete. Hair shall be tied by means of a hair band made of rubber or similar material and be void of any rigid or metal components. The head may not be covered except for bandaging of a medical nature, which must adhere firmly.
- Any athlete not willing to comply with the requirements of hygiene, judogi rules or the head cover regulation shall be refused the right to compete, and the opponent shall win the contest by fusen-gachi, if the contest has not yet started, or by kiken-gachi, if the contest has already started.

E1.4 Wearable Medical Devices

Any special medical device to be worn during the practice of judo in competition or training must be submitted in writing for the approval of the IJF and must not in any case be a potential source of injury for the athlete or the athlete's opponent. Any special case must be submitted to the IJF Medical Commission (medical@ijf.org) and the IJF Sport Commission (sport@ijf.org). The authorised devices are published on the IJF web-site.

E1.5 Doctors' Code of Conduct

Doctors must respect the Code of Ethics, statutes and regulations of the IJF. In the case of an infringement proven, penalties may range from a simple verbal warning to exclusion of competition.

They shall:

- Sit in the doctor's chair while their athlete is competing.
- Enter the tatami when called by the referee.
- Not coach, shout, cheer, or film.

Doctors must respect the following dress code:

- Doctors shall always wear their accreditation on the field of play as well as in the warm-up area. The doctor's symbol should appear on their accreditation.
- Jeans, overalls, shorts, 3/4 length trousers, leggings, sandals, any kind of head caps or cover, flip flops, body, or facial piercings are not allowed, low-cut necklines and mini skirts are not allowed.
- Avoid manicure, jewellery that could cause harm to a patient while getting close to examine him.
- Garments that may interfere with clinical communication, and its assessment, shall be removed.
- Change immediately if uniforms or clothes become visibly soiled with blood stains or other.
- Tie long hair off the collar.



- Wear soft-soled, closed toe shoes.
- Cover tattoos where these are extensive or may be deemed offensive.
- Shall not wear neckties.

E1.6 Doping Control Requirements

The LOC must provide and arrange for doping control following the World Anti-Doping Agency (WADA) rules (International Standard for Testing and Investigation - ISTI) for both urine and blood testing respecting the minimum level of analysis as given in the Technical Document for Sport Specific Analysis (TDSSA).

The Doping Control Station (DCS) has only one function providing space for doping tests. No other function or unauthorised traffic (no weight control, no use as medical/emergency room, no use as dressing room) is allowed. It must be guarded, locked and clearly separated from the competition area. The location of the DCS shall be marked with clear signs from various directions. No filming or picture taking is allowed in the doping control area.

E1.6.1 Event Testing

During any judo event under IJF Result Management Authority athletes can be requested to provide samples for either an in- or out-of-competition test. Doping control for in-competition tests is carried out under the supervision either of an IJF Medical Commissioner or a representative of the IJF Medical Commission.

Out-of-competition tests are the responsibility of the authorised Sample Collection Authority.

E1.6.2 Selection Procedure for Doping Control

The selection criteria for doping control are defined for each event in the event's outlines. Unless it was prearranged by the IJF or contracted partner, the IJF Medical Commissioner together with an IJF Official and a representative of the responsible Sample Collection Authority will carry out the draw; all participants must sign the draw protocol.

Any further tests are at the discretion of IJF or an authorised Testing Authority.

E1.6.3 Athlete Notification

Athletes are notified according to ISTI 5.4. For in-competition tests athletes are notified after their last contest on a day.

E1.6.3.1 Modification of Notification for Minor Athletes

Athletes who are minors should be notified and tested in the presence of an adult accompanying person of their choice respecting the WADA rules (ISTI, Annex C).

E1.6.4 Laboratory

Only WADA accredited approved Laboratories can analyse the samples. The Doping Control Coordinator must inform the IJF Medical Commissioner/Antidoping Coordinator about which laboratory will be used.

In case of Adverse Analytical Finding detected, the IJF will follow the IJF Anti-Doping Rules. The IJF Medical Commissioner has the right to cancel or stop a test if it is medically justified.



SPORT COMPETITION

All sport competition matters are the responsibility of the IJF Sport Commission.

F1.1 IJF Event Phases

The competition normally consists of two sessions, preliminaries and the final block. The competition phases that take place in the sessions depends on the type of event. Any changes to this will be agreed and approved by the IJF Head Sport Director.

Depending on the number of participants some rounds may not be required for every category.

Event	Competition type	Event phase
Grand Prix and Grand Slam	Quarter-final repechage	Preliminaries <ul style="list-style-type: none"> • Elimination round of 128 • Elimination round of 64 • Elimination round of 32 • Elimination round of 16 • Quarter-finals • Repechage • Semi-finals
		Final block <ul style="list-style-type: none"> • Contests for bronze medal • Final – gold medal
Masters	Quarter-final repechage	Preliminaries <ul style="list-style-type: none"> • Elimination round of 64 • Elimination round of 32 • Elimination round of 16 • Quarter-finals • Repechage • Semi-finals
		Final block <ul style="list-style-type: none"> • Contests for bronze medal • Final – gold medal
World Championships Seniors	Quarter-final repechage	Preliminaries <ul style="list-style-type: none"> • Elimination round of 128 • Elimination round of 64 • Elimination round of 32 • Elimination round of 16 • Quarter-finals
		Final block <ul style="list-style-type: none"> • Repechage • Semi-finals • Contests for bronze medal • Final – gold medal
World Championships Juniors and Cadets	Quarter-final repechage	Preliminaries <ul style="list-style-type: none"> • Elimination round of 64 • Elimination round of 32 • Elimination round of 16 • Quarter-finals • Repechage • Semi-finals
		Final block <ul style="list-style-type: none"> • Contests for bronze medal • Final – gold medal

World Championships Mixed Teams	Quarter-final repechage	<p>Preliminaries</p> <ul style="list-style-type: none"> • Elimination round of 64 • Elimination round of 32 • Elimination round of 16 • Quarter-finals • Repechage • Semi-finals <p>Final block</p> <ul style="list-style-type: none"> • Contests for bronze medal • Final – gold medal
World Championships Open	Quarter-final repechage	<p>Preliminaries</p> <ul style="list-style-type: none"> • Elimination round of 64 • Elimination round of 32 • Elimination round of 16 • Quarter-finals <p>Final block</p> <ul style="list-style-type: none"> • Repechage • Semi-finals • Contests for bronze medal • Final – gold medal
Olympic Games	Quarter-final repechage	<p>Preliminaries</p> <ul style="list-style-type: none"> • Elimination round of 64 • Elimination round of 32 • Elimination round of 16 • Quarter-finals <p>Final block</p> <ul style="list-style-type: none"> • Repechage • Semi-finals • Contests for bronze medal • Final – gold medal
Olympic Games Mixed Teams	Quarter-final repechage	<p>Preliminaries</p> <ul style="list-style-type: none"> • Elimination round of 16 • Quarter-finals • Repechage • Semi-finals <p>Final Block</p> <ul style="list-style-type: none"> • Contests for bronze medal • Final – gold medal
Youth Olympics Games Individuals	Full repechage	<p>Preliminaries</p> <ul style="list-style-type: none"> • Elimination round of 32 • Elimination round of 16 • Repechage first round of 16 • Repechage second round of 16 • Quarterfinals • Repechage first round of 8 • Repechage second round of 8 • Semifinals • Repechage round of 4 <p>Final block</p> <ul style="list-style-type: none"> • Contests for bronze medal • Final – gold medal

F1.2 Athlete Scoreboards

The scoreboards must be placed in such a way that they are visible to the athletes, coaches, referee, the IJF Head Referee Director(s) and the IJF Referee Supervisor(s). They can be stand-alone TV screens or integrated in the LED.

The scoreboards must show:

- The name of the athletes.
- Which athlete is wearing the white judogi and which is wearing the blue judogi.
- The three-letter country code.
- The country flag.
- Weight category.
- The time.
- Scores and penalties.
- Event phase (Rof64, Rof32, Rof16, QF, SF, F etc.) including golden score.



F1.3 Standard Forms for IJF Events

F1.3.1 Delegation Control List



Delegation Control List

Paris Grand Slam 2020

**CMR**
Cameroon

#	Category	Change	FAMILY NAME	Given Name	Gender	DoB	WRL	ID	Coach Finals	
1	-60 kg		TSALA TSALA	Bernadin	m	20.05.1995	60	8CCE-51AB	1	
2	-81 kg		MOUTBEKA	Lea-Victor	m	28.01.1979	358	6A24-5DE6	2	
1	-63 kg		WEZEU DOMBEU	Helene	w	08.10.1987	43	893C-27C7	3	
2	-70 kg		ARREY SOPHINA	Ayuk Otay	w	03.01.1994	55	988C-9FD9	4	
3	+78 kg		MBALLA ATANGANA	Hortence Vanessa	w	05.01.1992	24	BDCE-8362	5	
1	Coach		CHENET	Rodrigue	m	07.02.1981		431E-BFB3	A 6	
2	Coach		NGO BATANG	Dona V Therese	w	22.09.1976		678F-F67F	B 7	
3	Doctor		MULUEM	Olivier Kennedy	m	13.01.1978		D47D-9945	8	
4	Physiotherapist		ZIBI OTTOU	Rodrigue Herve Fritz	m	19.07.1988		8147-9848	9	
5	President		KINGUE DIHANG	Alain Christian	m	13.08.1973		43EE-3D19	10	

Please confirm that above categories, name spellings and seeding information are correct and complete
Veuillez verifier et confirmer que les noms et les poids sont corrects et completes

Favor confirmar que la información de los competidores así como los datos de siembra son correctos y completos

X

Signature team leader

Delegation checked	Finances checked	Coach eMail

F1.3.2 Weigh-in List



Weigh-in List

Grand Prix Hohhot 2018

-60 kg

#	Nation	FAMILY NAME	Given Name	Date of birth	Exact weight <small>(one position after decimal point)</small>	Signature of player <small>(only in case of overweight)</small>	Out
1		PELIM	Phelipe	05.01.1990			
2		TAKABATAKE	Eric	09.01.1991			
3		LIU	Wenzhi	28.07.2000			
4		SHANG	Yi	16.03.1994			
5		SU	Rilege	14.04.1995			
6		ZHANG	Haiyang	14.02.1999			
7		MACDONALD	Neil	06.05.1997			
8		OSHIMA	Yuma	07.01.1995			
9		KYRGYZBAYEV	Gusman	28.09.1992			
10		SMETOV	Yeldos	09.09.1992			
11		LEE	Harim	27.06.1997			
12		SITHISANE	Soukphaxay	01.05.1996			
13		BASSOU	Issam	12.10.1998			
14		DASHDAVAA	Amartuvshin	15.12.1987			
15		GANBAT	Boldbaatar	03.01.1987			
16		KOFFJBERG	Roy	14.01.1996			
17		TSJAKADOE	Tornike	05.10.1996			
18		BAM	Mohan	12.06.1991			
19		JON	Pae Dong	21.10.1994			
20		PAK	Yong Nam	27.04.1996			
21		MSHVIDOBADZE	Robert	17.08.1989			
22		OGUZOV	Albert	28.09.1991			
23		YANG	Yung Wei	28.09.1997			

NAME and Signature Weigh-in Official	NAME and Signature Weigh-in Official	NAME and Signature Weigh-in Official	NAME and Signatur Sports Director



F1.3.3 Contest Order



IJF Grand Slam Paris 2010

(FRA Paris, 6-7 February 2010)

Contest Order Tatami 1

Category: -60 kg

Preliminary round, Contest # 1

1)	-60 kg	<i>UZB</i>	<i>SOBIROV, Rishod [1001]</i>	[1] ALVES, Breno	BRA			
----	--------	------------	-------------------------------	------------------	-----	--	--	--

Preliminary round, Contest # 3

2)	-60 kg	<i>BEL</i>	BOMBOIR, Damien [1008]	[5] <i>MEREBASHVILI, Paata</i>	<i>GEO</i>			
----	--------	------------	------------------------	--------------------------------	------------	--	--	--

Preliminary round, Contest # 4

3)	-60 kg	<i>FRA</i>	<i>MILOUS, Sofiane [1009]</i>	[13] KOPISSKE, Robert	GER			
----	--------	------------	-------------------------------	-----------------------	-----	--	--	--

Category: -48 kg

Preliminary round, Contest # 1

4)	-48 kg	<i>JPN</i>	<i>FUKUMI, Tomoko [1001]</i>	[1] BENARD, Elena	FRA			
----	--------	------------	------------------------------	-------------------	-----	--	--	--

Preliminary round, Contest # 4

5)	-48 kg	<i>NED</i>	<i>ENTE, Birgit [1009]</i>	[13] GARATEJO, Stefany	COL			
----	--------	------------	----------------------------	------------------------	-----	--	--	--

Preliminary round, Contest # 5

6)	-48 kg	<i>HUN</i>	<i>CSEKOVICZKI, Eva [1004]</i>	[3] MESTRE, Dayaris	CUB			
----	--------	------------	--------------------------------	---------------------	-----	--	--	--

Category: -60 kg

Preliminary round, Contest # 7

7)	-60 kg	<i>MAR</i>	<i>IDRISSI, Alae [1005]</i>	[7] MESSINA, Martin	CMR			
----	--------	------------	-----------------------------	---------------------	-----	--	--	--

Preliminary round, Contest # 8

8)	-60 kg	<i>HUN</i>	<i>BURJAN, Laszlo [1012]</i>	[15] MUSLIMOV, Artur	RUS			
----	--------	------------	------------------------------	----------------------	-----	--	--	--

F1.3.4 Referees' List



Referee List

Grand Slam Tokyo 2017

REF

01.12.2017

#	Nation	FAMILY NAME	Given Name	Number	Tatami	Selected	Referee	Judge	Classification
1	HUN	FRIDRICH	Annamaria	1	I				
2	JPN	OKADA	Yasuhiko	2	I				
3	BRA	VIEIRA	Jeferson	3	I				
4	EGY	ANWAR ALI	Khaled	4	I				
5	ITA	CHYURLIA	Roberta	5	I				
6	JPN	AMANO	Akiko	6	II				
7	AUT	POIGER	Roland	7	II				
8	MEX	GARCIA	Everardo	8	II				
9	AUS	PETR	Lubomir	9	II				
10	RUS	SMOLIN	Vasily	10	II				
11	MGL	TURBAT	Enkhtsetseg	11	III				
12	FIN	KARINKANTA	Velimatti	12	III				
13	DOM	CRUZ	Orlando	13	III				
14	UZB	PERETEYKO	Vyacheslav	14	III				
15	GEO	NUTSUBIDZE	Vladimer	15	III				
16	KOR	HYUN	Sook Hee	16	IV				
17	GER	WOLF	Frank	17	IV				
18	GUA	CABEIRO	Andres	18	IV				
19	TJK	SHAMIROV	Ramzi	19	IV				
20	TUR	BAYAT	Nedim	20	IV				
21	FRA	BATAILLE	Matthieu	21	IV				



F1.3.5 Contest Sheet

Weight Category Catégorie de Poids	Gender Genre	Date	Mat	Obs	N°

White/Blanc	Ctry/Pays	Blue/Bleu	Ctry/Pays

IPP	WAZ	SHIDO	IPP	WAZ	SHIDO
X/H/3	2	1	X/H/3	2	1

GS	IPP	WAZ	SHIDO	IPP	WAZ	SHIDO	GS
	X/H/3	2	1	X/H/3	2	1	

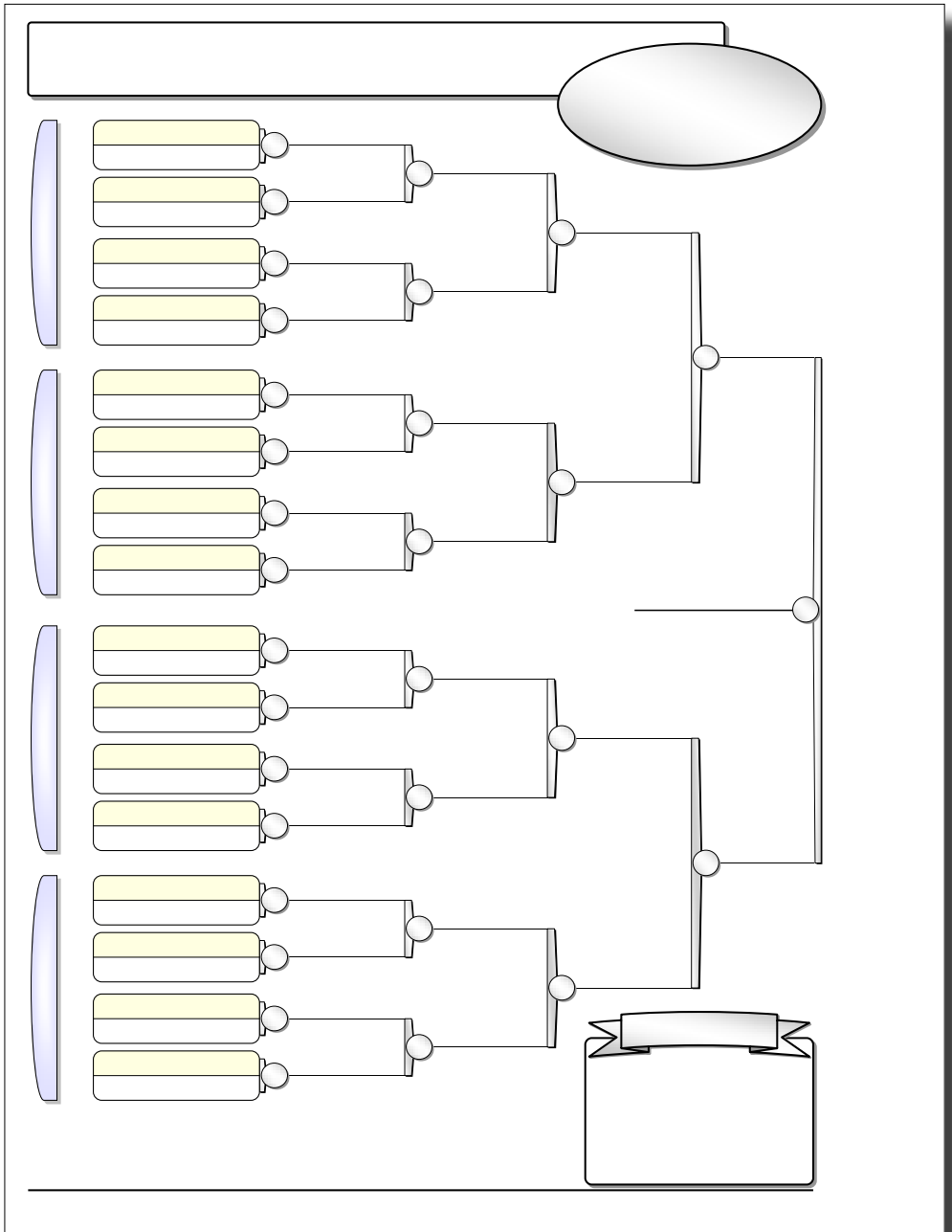
SCORES	TECHNIQUES/ PENALTIES TECHNIQUES/ PENALITES	TIME TEMPS	SCORES	TECHNIQUES/ PENALTIES TECHNIQUES/ PENALITES	TIME TEMPS
GS			GS		

WINNER/VAINQUEUR	Ctry/Pays	SCORE/ RESULTAT	CODE	TIME/ TEMPS

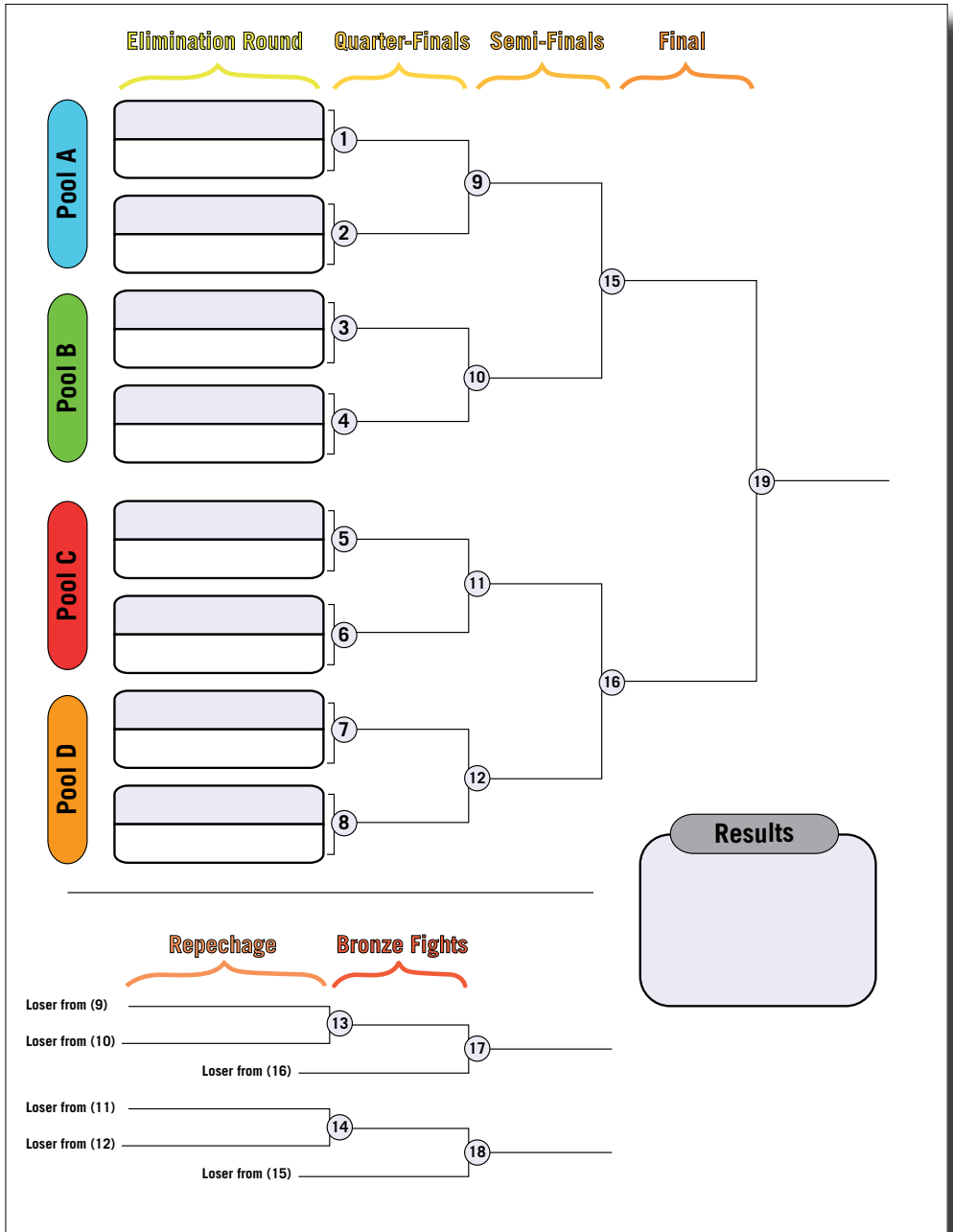
N°	JUDGE JUGE	Ctry/ Pays	N°	REFEREE/ARBITRE	Ctry/ Pays	N°	JUDGE JUGE	Ctry/ Pays

Signature of the representative of the IJF Sport Commission
 Signature du représentant de la Commission Sportive de la FIJ

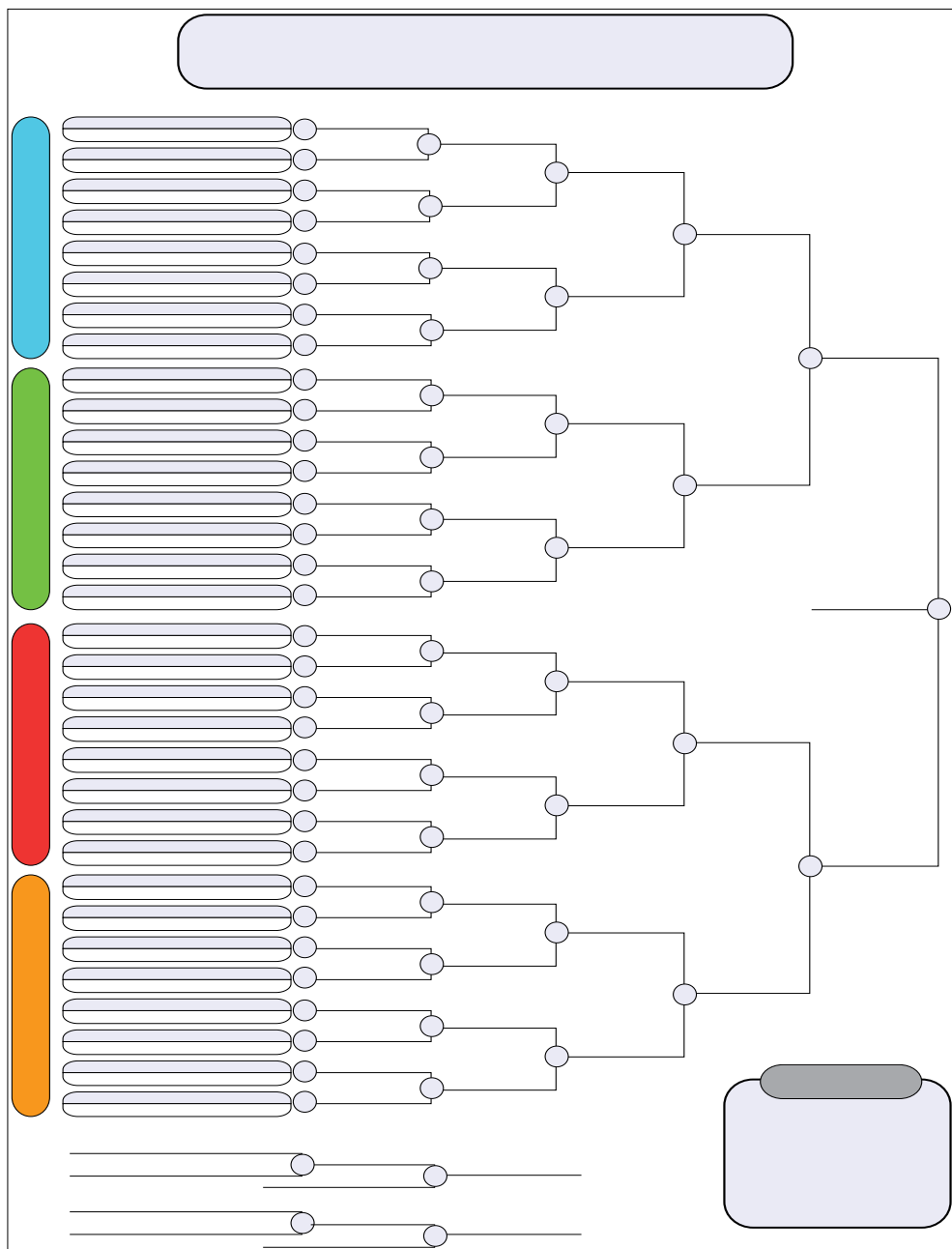
F1.3.6 Direct Knockout



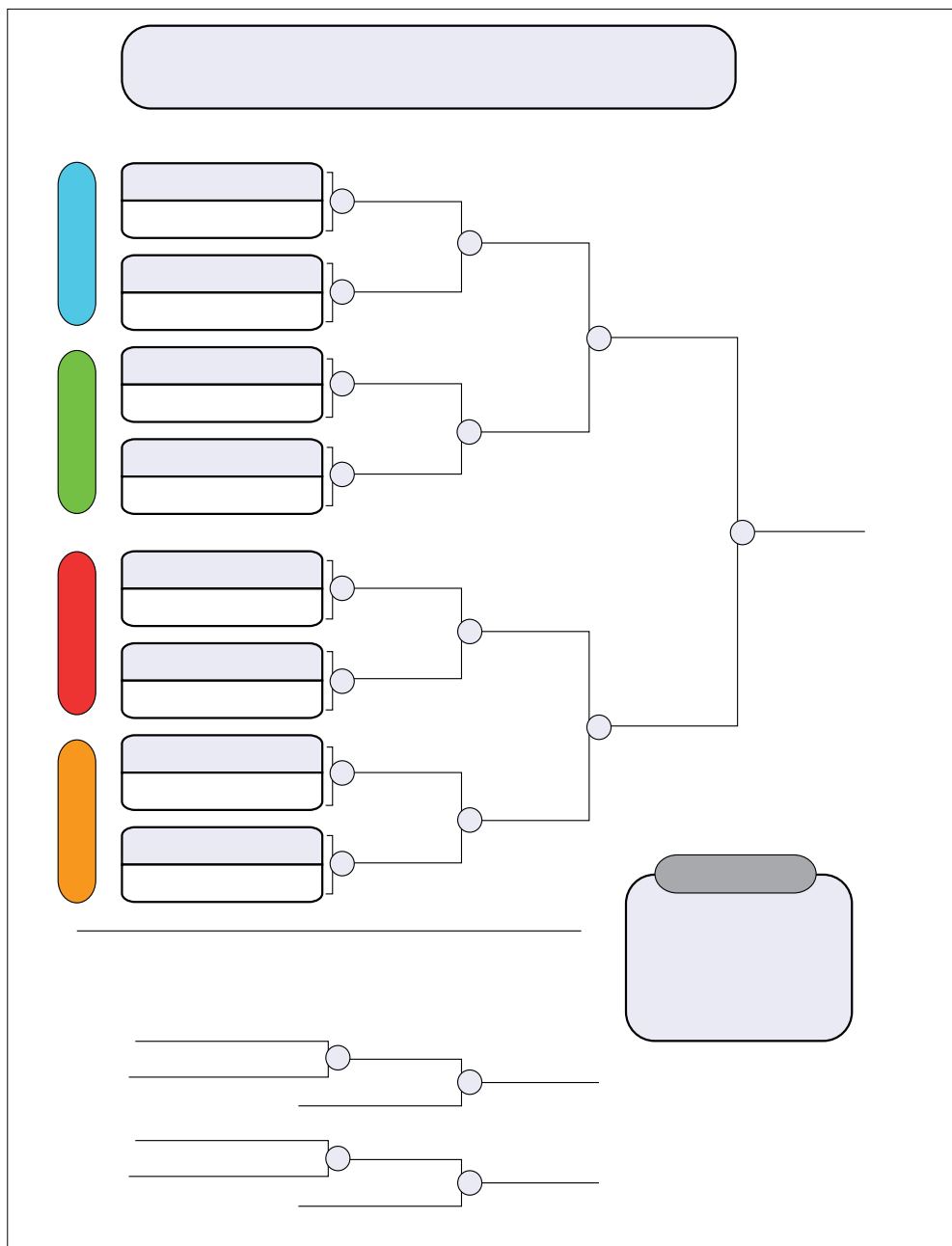
F1.3.7 Quarter-Final Repechage



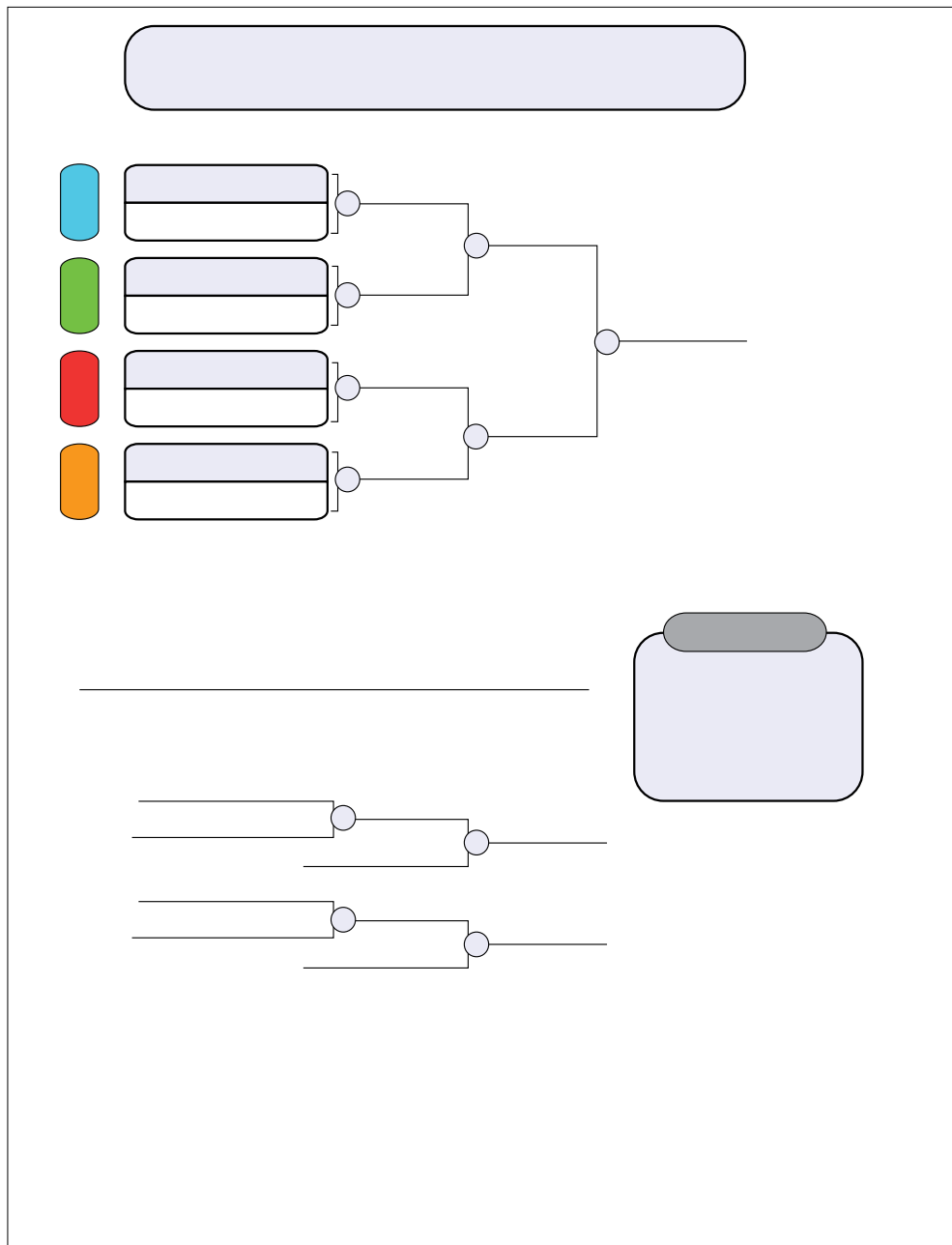
F1.3.8 Quarter-Final Repechage up to 64 Athletes or Teams



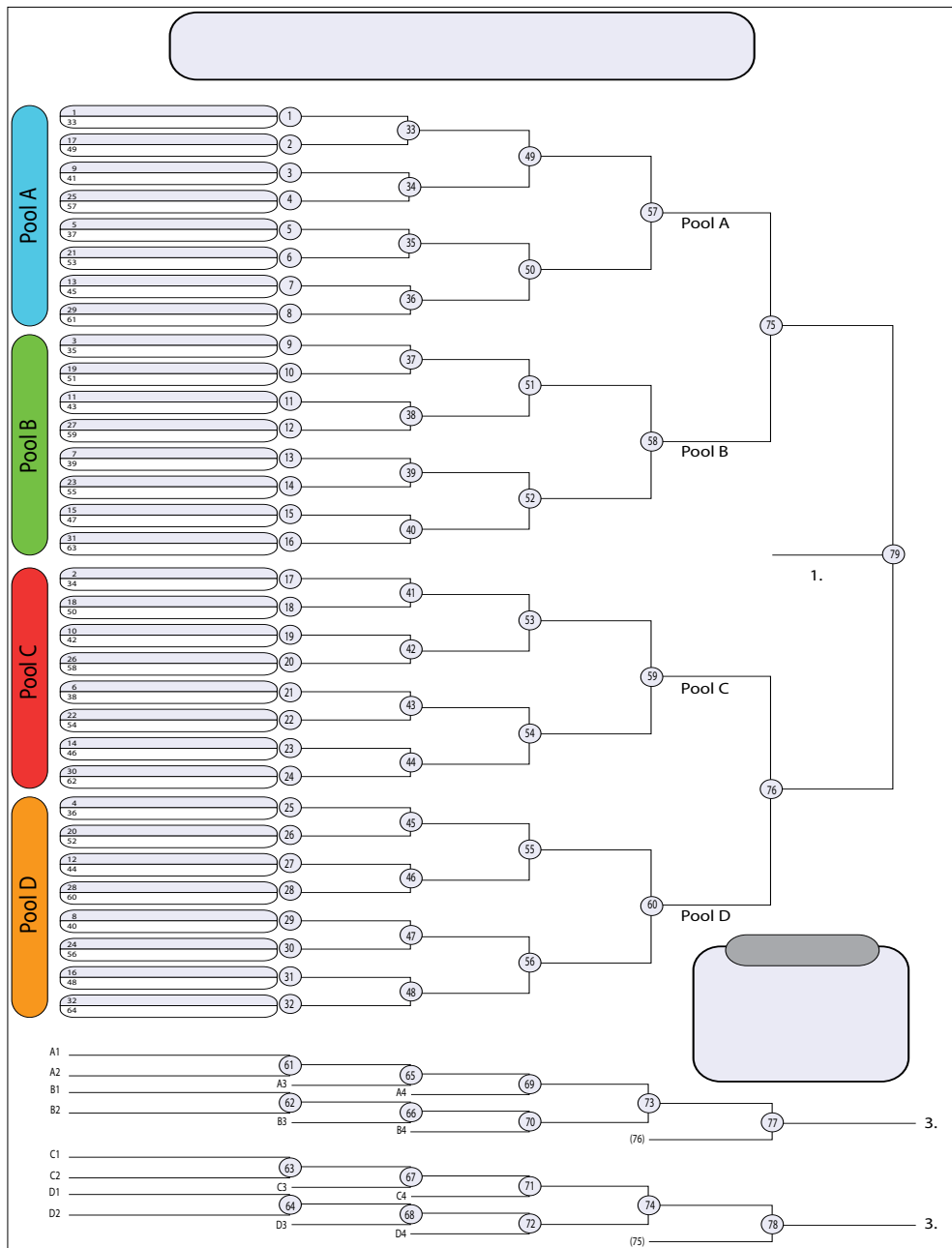
F1.3.10 Quarter-Final Repechage up to 16 Athletes or Teams



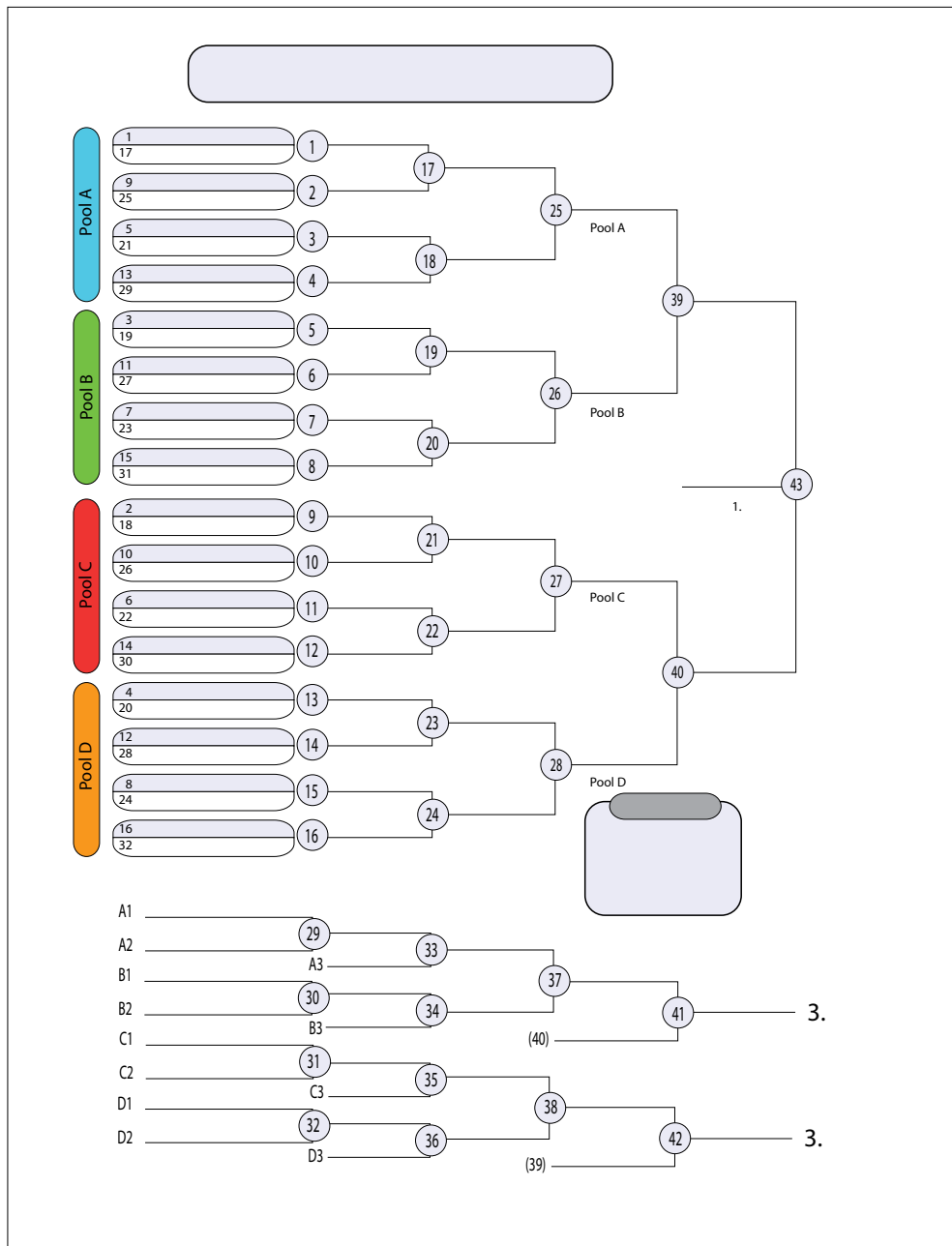
F1.3.11 Quarter-Final Repechage up to 8 Athletes or Teams



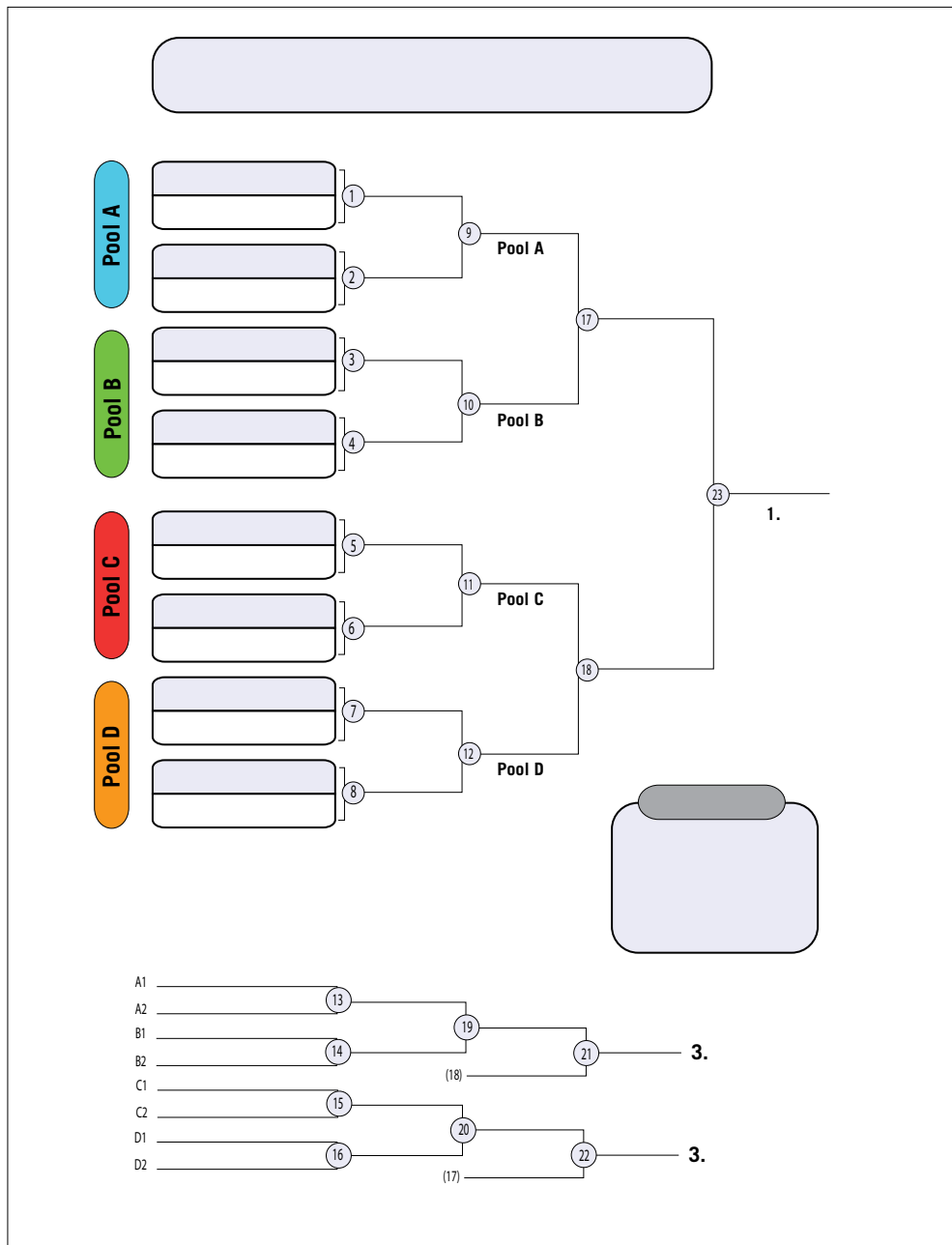
F1.3.12 Double Repechage up to 64 Athletes or Teams



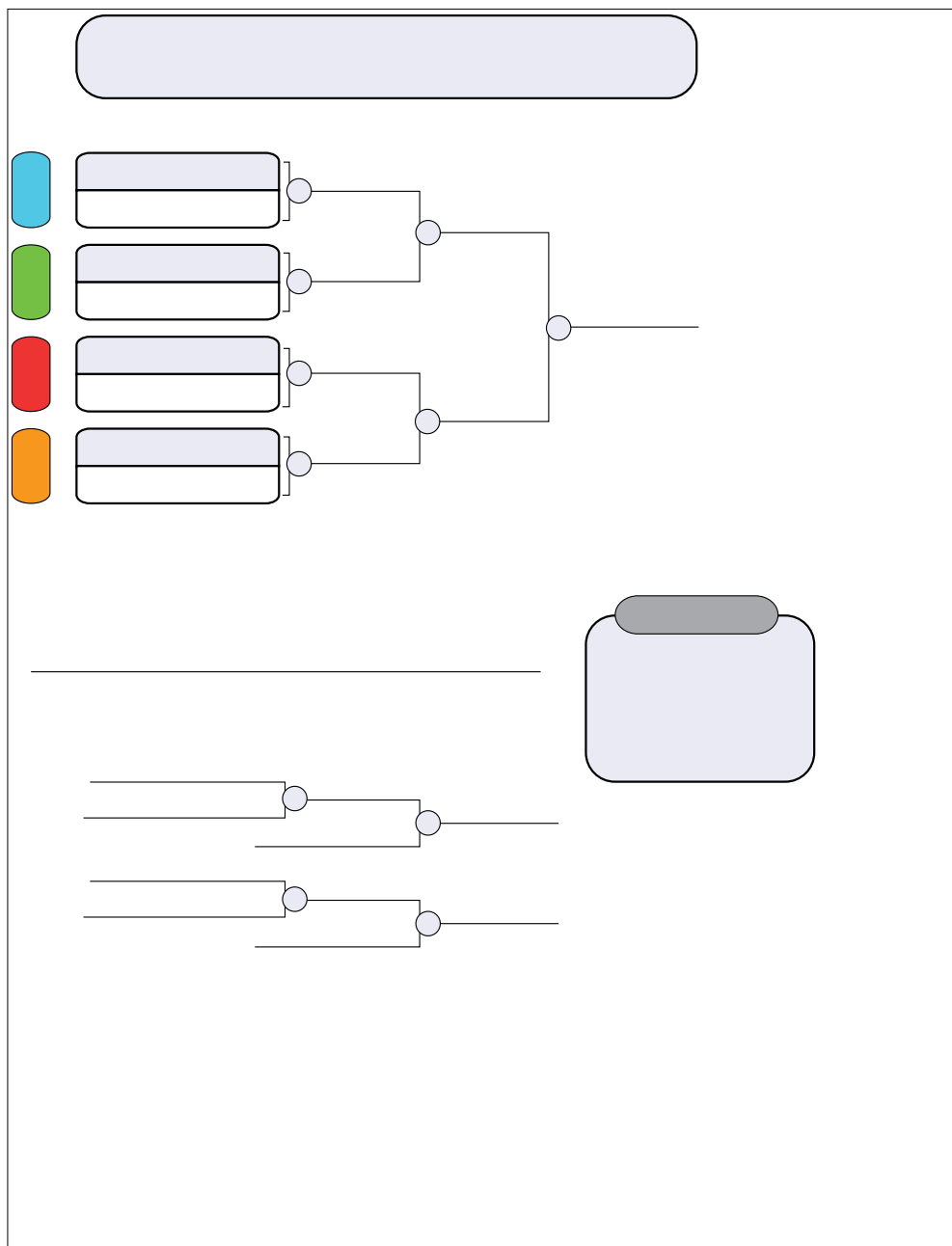
F1.3.13 Double Repechage up to 32 Athletes or Teams



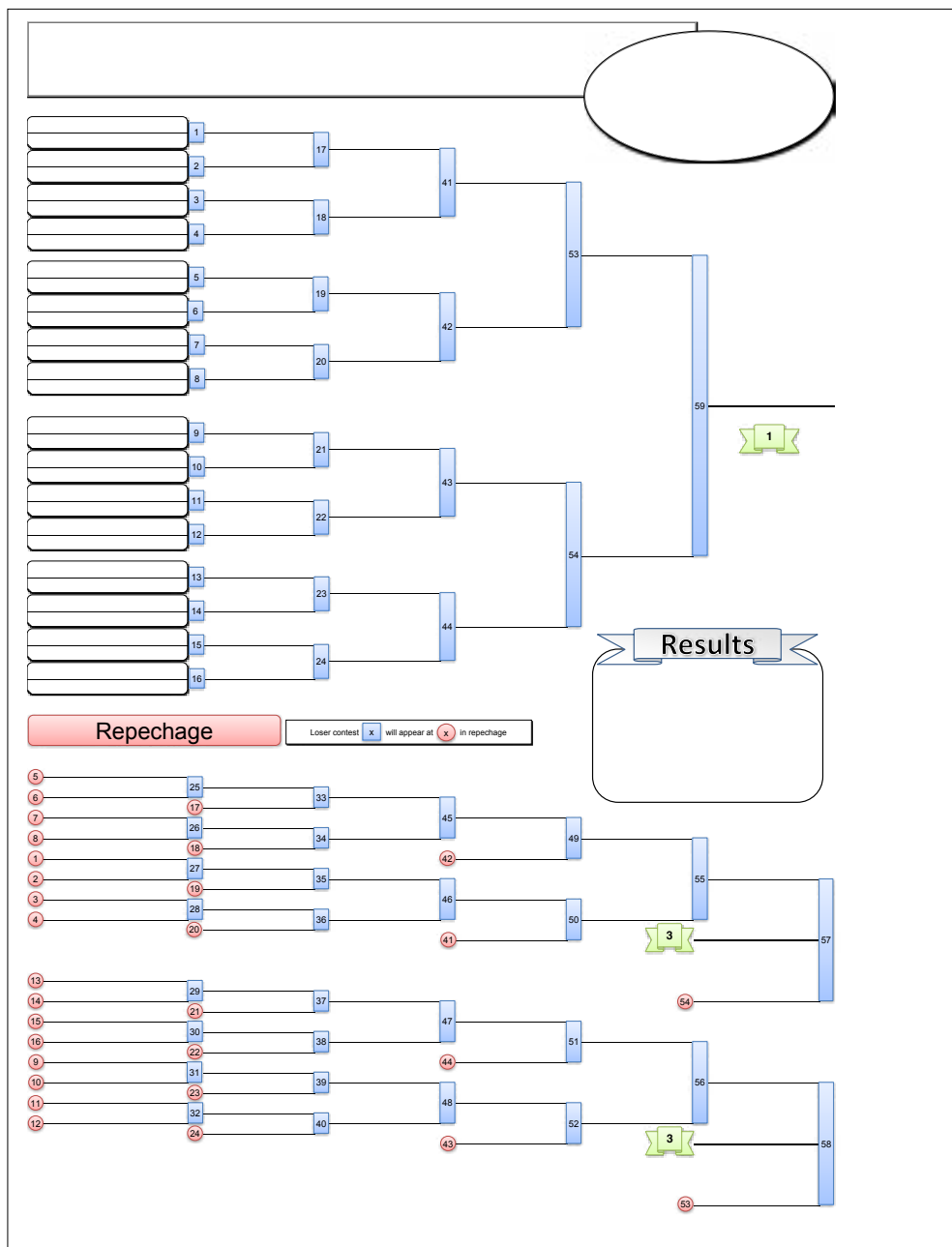
F1.3.14 Double Repechage up to 16 Athletes or Teams



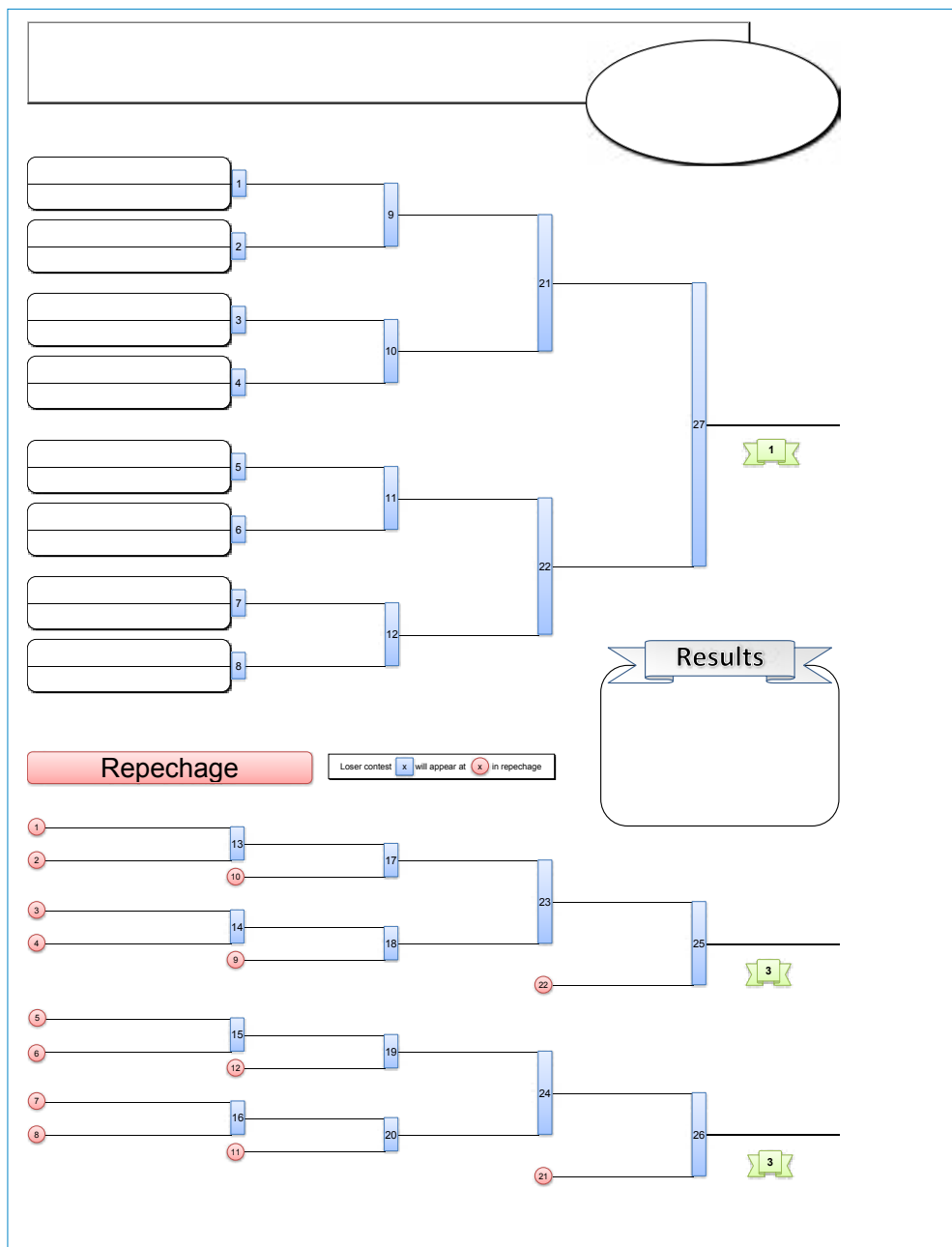
F1.3.15 Double Repechage up to 8 Athletes or Teams



F1.3.16 Full Repechage up to 32 Athletes or Teams



F1.3.17 Full Repechage up to 16 Athletes or Teams



F1.3.19 Five (5) Athletes or Teams - Option 2



	1	2	3	4	5		
1							
2							
3							
4							
5							

1 _____ ①
2 _____

3 _____ ①
4 _____

1 _____ ①
5 _____

2 _____ ①
3 _____

4 _____ ①
5 _____

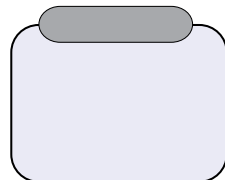
1 _____ ①
3 _____

2 _____ ①
4 _____

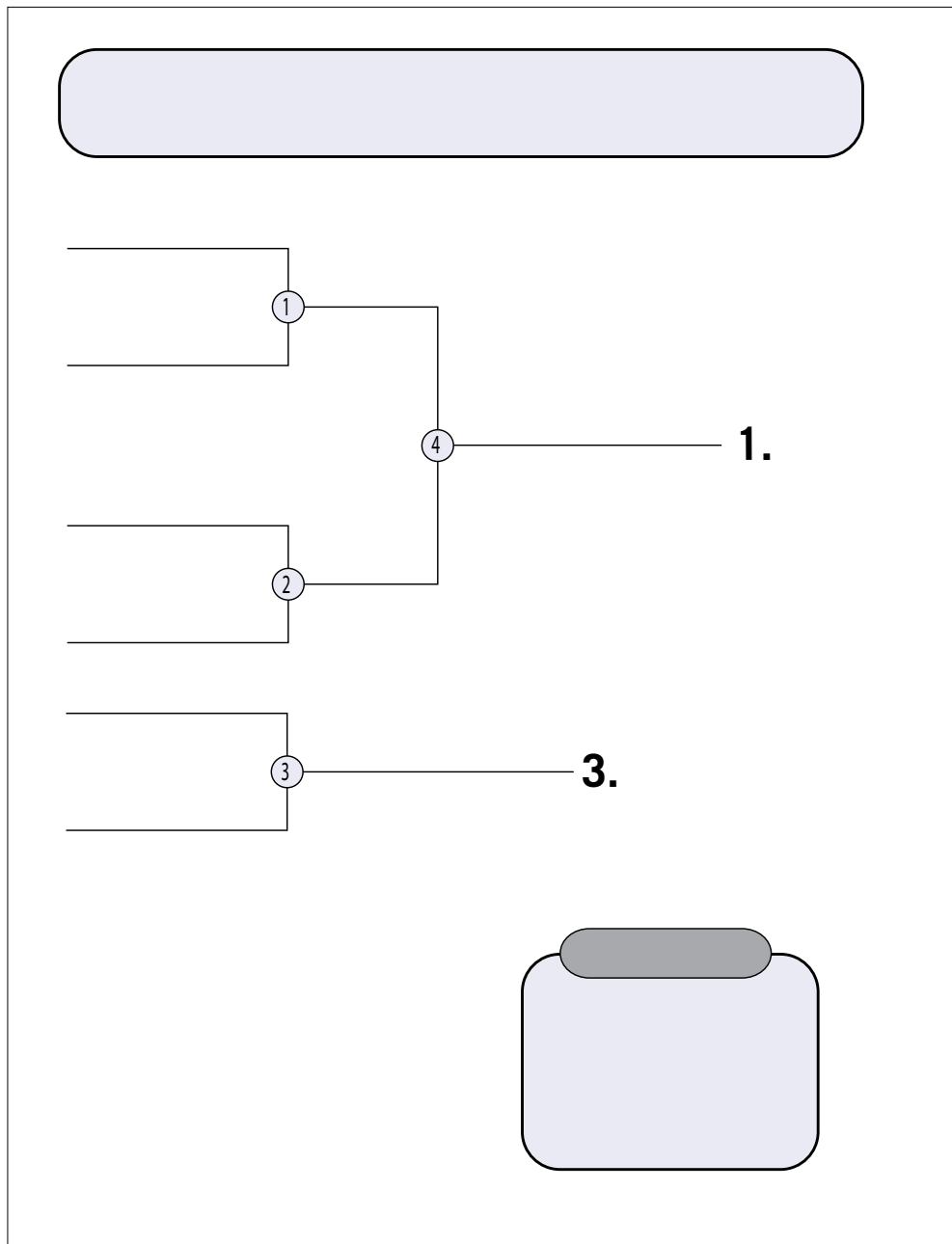
3 _____ ①
5 _____

1 _____ ①
4 _____

2 _____ ①
5 _____



F1.3.20 Four (4) Athletes or Teams - Option 1



F1.3.21 Four (4) Athletes or Teams - Option 2



		1	2	3	4		
1							
2							
3							
4							

1 _____
2 _____ ①

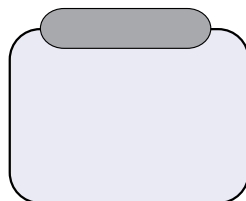
3 _____
4 _____ ②

1 _____
3 _____ ③

2 _____
4 _____ ④

1 _____
4 _____ ⑤

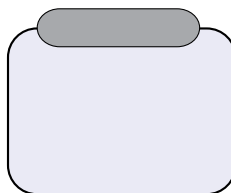
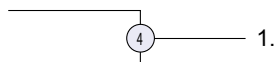
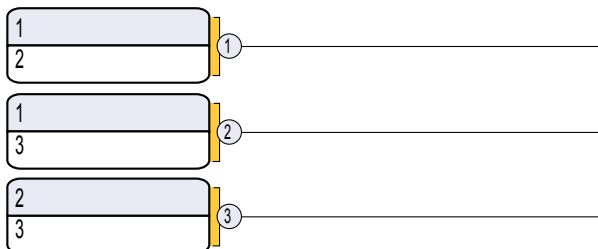
2 _____
3 _____ ⑥



F1.3.22 Three (3) Athletes or Teams - Option 1



	1	2	3			
1						
2						
3						



F1.3.23 Three (3) Athletes or Teams - Option 2

	1	2	3			
1						
2						
3						

1
2

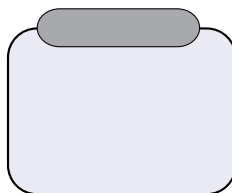
1

1
3

2

2
3

3



F1.3.24 Example of Winners' List

Grand-Slam Tokyo 2013 Tokyo (JPN), 29 Nov - 01 Dec 2013		Men Final Results	
-60 kg			
1. TAKATO, Naohisa	JPN	1. TAKAJO, Tomofumi	JPN
2. KIM, Won Jin	KOR	2. CHIBANA, Charles	BRA
3. KIDO, Shinji	JPN	3. LAROSE, David	FRA
3. SHISHIME, Tetsu	JPN	3. MIYAZAKI, Ren	JPN
5. OASHIDA YAA, Amartuvshin	MGL	5. DRAGIN, Dimitri	FRA
6. SMETOV, Yeldos	KAZ	5. FUKUOKA, Masaaki	JPN
7. GANBAT, Boldbaatar	MGL	7. MARIUYAMA, Jوشيhiro	JPN
7. HUANG, Sheng-Ting	TPE	7. MUKANOV, Azamat	KAZ
-73 kg			
1. MAKAYA, Rini	JPN	1. NAGASE, Takenori	JPN
2. BANG, Gul-Man	KOR	2. PIETRI, Loic	FRA
3. DRAKSIC, Rok	SLO	3. NAKAI, Takahiro	JPN
3. IARTCEV, Denis	RUS	3. TCHIRKINSHVILI, Avtandil	GEO
5. DUPRAT, Pierre	FRA	5. HONG, Suk Woong	KOR
5. KHASHBAATAR, Tsagaanbaatar	MGL	5. STEVENS, Travis	USA
7. NAKAMURA, Takenori	JPN	7. MRVALJEVIC, Srdjan	MNE
7. POWBO DA SILVA, Alex William	BRA	7. NAGASHIMA, Keita	JPN
-90 kg			
1. BEIKER, Maysu	JPN	1. KRPALEK, Lukas	CZE
2. Lee, Kyo-Won	KOR	2. REYES, Kyle	CAN
3. LIPARTELJANI, Varlam	GEO	3. MARET, Cyrille	FRA
3. NISHIYAMA, Daisi	JPN	3. NABAN, Turzhinbayar	MOL
5. HILDEBRAND, Aaron	GER	5. PACEK, Martin	SWE
5. SHIMOWADA, Shohei	JPN	5. RAKOV, Maxim	KAZ
7. SULEIMEN, Grigori	RUS	7. KUMASHIRO, Yusuke	JPN
7. ZARZECZNY, Jakub	POL	7. SAMOLOVICH, Sergei	RUS
+100 kg			
1. KIM, Sump-Min	KOR		
2. SILVA, Rafael	BRA		
3. HARASAWA, Hisayoshi	JPN		
3. MOROISE, Masaru	JPN		
5. BONVOISIN, Jean-Sebastien	FRA		
5. SHICHINOHE, Ryu	JPN		
7. KIM, Soo-Whan	KOR		
7. MOURA, David	BRA		

Page 1/2

www.ijf.org (c) International Judo Federation IJF

15-Jan-2014 - 15:45:52

Grand-Slam Tokyo 2013 Tokyo (JPN), 29 Nov - 01 Dec 2013		Women Final Results	
-48 kg			
1. KONDO, Aimi	JPN	1. HASHIMOTO, Yuki	JPN
2. MURKHVAT, Urantsetseg	MGL	2. MIRANDA, Erica	BRA
3. MENEZES, Sarah	BRA	3. CHITU, Andrea	ROU
3. YAMAGISHI, Emi	JPN	3. SHISHIME, Ai	JPN
5. RUMYANTSEVA, Kristina	RUS	5. SUNDBERG, Jaana	FIN
5. TODA, Miki	JPN	5. VALENTINI, Elisavita	BRA
7. CHERNIAK, Maryna	UKR	7. DELGADO, Angelica	USA
7. LABORDRE, Maria Celia	CUB	7. GOMI, Natsumi	JPN
-52 kg			
-57 kg			
1. UDAKA, Nae	JPN	1. ABE, kana	JPN
2. MALLOY, Marti	USA	2. TASHIRO, Miku	JPN
3. DEGUCHI, Christa	JPN	3. JOUNG, Da-Woon	KOR
3. YAMAMOTO, Anzu	JPN	3. TANAKA, Miki	JPN
5. QUADROS, Kellieyn	BRA	5. BARRROS, Mariana	BRA
5. SILVA, Raebela	BRA	5. BELLARD, Anne-Laure	FRA
7. CAPRIORIU, Corina	ROU	7. CAMPOS, Katherine	BRA
7. ROPER, Miryam	GER	7. VAN EMDEN, Anicka	NEO
-63 kg			
-70 kg			
1. ARAI, Chizuru	JPN	1. VERKERK, Marhinde	NEO
2. POLLING, Kim	NEO	2. JONG, Gyeong-Mi	KOR
3. ALVEAR, Yuki	COL	3. OKAMURA, Tomomi	JPN
3. KIM, Seongyeon	KOR	3. SATO, Ruka	JPN
5. MARZOK, Iijana	GER	5. MALZAHN, Lutse	GER
5. TACHIBANO, Haruka	JPN	5. THIELLE, Kerstin	GER
7. CONWAY, Sally	GBR	7. TURKS, Victoria	UKR
7. GAZIEVA, Irina	RUS	7. WANG, Szu-Chu	TPE
-78 kg			
1. TACHIBANO, Megumi	JPN		
2. YAMABE, Kenae	JPN		
3. ORTIZ, Idalya	CUB		
3. QIN, Qian	CHN		
5. ASAHINA, Sara	JPN		
5. MA, Siel	CHN		
7. LEE, Jung Eun	KOR		
7. NUNES, Rochele	BRA		

Page 2/2

www.ijf.org (c) International Judo Federation IJF

15-Jan-2014 - 15:45:52



F1.3.25 Example of Mixed Teams Line Up Confirmation

Line-up confirmation Team World Championship Juniors 2013		Tatami: II JPN Men Bronze #18															
Round:	Men Bronze																
Match:	JAPAN - SLOVENIA																
	<table border="1" style="width: 100%; border-collapse: collapse;"> <thead> <tr> <th>Family name</th> <th>Given name</th> <th>original category</th> </tr> </thead> <tbody> <tr> <td>HASHIGUCHI</td> <td>Yuuki</td> <td>-66 kg</td> </tr> <tr> <td>TATEYAMA</td> <td>Sho</td> <td>-66 kg</td> </tr> <tr> <td colspan="3" style="text-align: center;">< no competitor ></td> </tr> </tbody> </table>	Family name	Given name	original category	HASHIGUCHI	Yuuki	-66 kg	TATEYAMA	Sho	-66 kg	< no competitor >						
Family name	Given name	original category															
HASHIGUCHI	Yuuki	-66 kg															
TATEYAMA	Sho	-66 kg															
< no competitor >																	
-66 kg	<input type="checkbox"/> <input type="checkbox"/> <input type="checkbox"/>																
	<table border="1" style="width: 100%; border-collapse: collapse;"> <thead> <tr> <th>Family name</th> <th>Given name</th> <th>original category</th> </tr> </thead> <tbody> <tr> <td>IWABUCHI</td> <td>Yusui</td> <td>-73 kg</td> </tr> <tr> <td>HASHIGUCHI</td> <td>Yoshi</td> <td>-66 kg</td> </tr> <tr> <td>TATEYAMA</td> <td>Sho</td> <td>-66 kg</td> </tr> <tr> <td colspan="3" style="text-align: center;">< no competitor ></td> </tr> </tbody> </table>	Family name	Given name	original category	IWABUCHI	Yusui	-73 kg	HASHIGUCHI	Yoshi	-66 kg	TATEYAMA	Sho	-66 kg	< no competitor >			
Family name	Given name	original category															
IWABUCHI	Yusui	-73 kg															
HASHIGUCHI	Yoshi	-66 kg															
TATEYAMA	Sho	-66 kg															
< no competitor >																	
-73 kg	<input type="checkbox"/> <input type="checkbox"/> <input type="checkbox"/>																
	<table border="1" style="width: 100%; border-collapse: collapse;"> <thead> <tr> <th>Family name</th> <th>Given name</th> <th>original category</th> </tr> </thead> <tbody> <tr> <td>KOHARA</td> <td>Kenya</td> <td>-81 kg</td> </tr> <tr> <td>IWABUCHI</td> <td>Yusui</td> <td>-73 kg</td> </tr> <tr> <td colspan="3" style="text-align: center;">< no competitor ></td> </tr> </tbody> </table>	Family name	Given name	original category	KOHARA	Kenya	-81 kg	IWABUCHI	Yusui	-73 kg	< no competitor >						
Family name	Given name	original category															
KOHARA	Kenya	-81 kg															
IWABUCHI	Yusui	-73 kg															
< no competitor >																	
-81 kg	<input type="checkbox"/> <input type="checkbox"/> <input type="checkbox"/>																
	<table border="1" style="width: 100%; border-collapse: collapse;"> <thead> <tr> <th>Family name</th> <th>Given name</th> <th>original category</th> </tr> </thead> <tbody> <tr> <td>KOBAYASHI</td> <td>Yusuke</td> <td>-90 kg</td> </tr> <tr> <td>KOHARA</td> <td>Kenya</td> <td>-81 kg</td> </tr> <tr> <td colspan="3" style="text-align: center;">< no competitor ></td> </tr> </tbody> </table>	Family name	Given name	original category	KOBAYASHI	Yusuke	-90 kg	KOHARA	Kenya	-81 kg	< no competitor >						
Family name	Given name	original category															
KOBAYASHI	Yusuke	-90 kg															
KOHARA	Kenya	-81 kg															
< no competitor >																	
-90 kg	<input type="checkbox"/> <input type="checkbox"/> <input type="checkbox"/>																
	<table border="1" style="width: 100%; border-collapse: collapse;"> <thead> <tr> <th>Family name</th> <th>Given name</th> <th>original category</th> </tr> </thead> <tbody> <tr> <td>KURAHASHI</td> <td>Isao</td> <td>+90 kg</td> </tr> <tr> <td>SATO</td> <td>Katsuya</td> <td>+90 kg</td> </tr> <tr> <td>KOBAYASHI</td> <td>Yusuke</td> <td>-90 kg</td> </tr> <tr> <td colspan="3" style="text-align: center;">< no competitor ></td> </tr> </tbody> </table>	Family name	Given name	original category	KURAHASHI	Isao	+90 kg	SATO	Katsuya	+90 kg	KOBAYASHI	Yusuke	-90 kg	< no competitor >			
Family name	Given name	original category															
KURAHASHI	Isao	+90 kg															
SATO	Katsuya	+90 kg															
KOBAYASHI	Yusuke	-90 kg															
< no competitor >																	
+90 kg	<input type="checkbox"/> <input type="checkbox"/> <input type="checkbox"/>																
<input checked="" type="checkbox"/> Please mark for each category the selected player. If you need to make corrections please use a new sheet.																	
Please confirm that above names and categories are correct and complete. Veuillez vérifier et confirmer que les noms et les poids sont corrects et complets. Favori confirmar que la información de los competidores así como los datos de selección son correctos y completos.																	
		X Signature team leader															
Submission time	Official	Validated															
Published																	
Page 1/1	www.ijf.org © International Judo Federation IJF	22-Jun-2014 - 15:13:14															

Line-up confirmation Team World Championship Juniors 2013		Tatami: II SLO Men Bronze #18																		
Round:	Men Bronze																			
Match:	JAPAN - SLOVENIA																			
	<table border="1" style="width: 100%; border-collapse: collapse;"> <thead> <tr> <th>Family name</th> <th>Given name</th> <th>original category</th> </tr> </thead> <tbody> <tr> <td>GOMBOC</td> <td>Adrian</td> <td>-66 kg</td> </tr> <tr> <td>KURALT</td> <td>Luka</td> <td>-66 kg</td> </tr> <tr> <td colspan="3" style="text-align: center;">< no competitor ></td> </tr> </tbody> </table>	Family name	Given name	original category	GOMBOC	Adrian	-66 kg	KURALT	Luka	-66 kg	< no competitor >									
Family name	Given name	original category																		
GOMBOC	Adrian	-66 kg																		
KURALT	Luka	-66 kg																		
< no competitor >																				
-66 kg	<input type="checkbox"/> <input type="checkbox"/> <input type="checkbox"/>																			
	<table border="1" style="width: 100%; border-collapse: collapse;"> <thead> <tr> <th>Family name</th> <th>Given name</th> <th>original category</th> </tr> </thead> <tbody> <tr> <td>HOUJAK</td> <td>Martin</td> <td>-73 kg</td> </tr> <tr> <td>POTPARIC</td> <td>Igor</td> <td>-73 kg</td> </tr> <tr> <td>GOMBOC</td> <td>Adrian</td> <td>-66 kg</td> </tr> <tr> <td>KURALT</td> <td>Luka</td> <td>-66 kg</td> </tr> <tr> <td colspan="3" style="text-align: center;">< no competitor ></td> </tr> </tbody> </table>	Family name	Given name	original category	HOUJAK	Martin	-73 kg	POTPARIC	Igor	-73 kg	GOMBOC	Adrian	-66 kg	KURALT	Luka	-66 kg	< no competitor >			
Family name	Given name	original category																		
HOUJAK	Martin	-73 kg																		
POTPARIC	Igor	-73 kg																		
GOMBOC	Adrian	-66 kg																		
KURALT	Luka	-66 kg																		
< no competitor >																				
-73 kg	<input type="checkbox"/> <input type="checkbox"/> <input type="checkbox"/> <input type="checkbox"/>																			
	<table border="1" style="width: 100%; border-collapse: collapse;"> <thead> <tr> <th>Family name</th> <th>Given name</th> <th>original category</th> </tr> </thead> <tbody> <tr> <td>MARINCIC</td> <td>Primoz</td> <td>-81 kg</td> </tr> <tr> <td>VOLCIC</td> <td>David</td> <td>-81 kg</td> </tr> <tr> <td>HOUJAK</td> <td>Martin</td> <td>-73 kg</td> </tr> <tr> <td>POTPARIC</td> <td>Igor</td> <td>-73 kg</td> </tr> <tr> <td colspan="3" style="text-align: center;">< no competitor ></td> </tr> </tbody> </table>	Family name	Given name	original category	MARINCIC	Primoz	-81 kg	VOLCIC	David	-81 kg	HOUJAK	Martin	-73 kg	POTPARIC	Igor	-73 kg	< no competitor >			
Family name	Given name	original category																		
MARINCIC	Primoz	-81 kg																		
VOLCIC	David	-81 kg																		
HOUJAK	Martin	-73 kg																		
POTPARIC	Igor	-73 kg																		
< no competitor >																				
-81 kg	<input type="checkbox"/> <input type="checkbox"/> <input type="checkbox"/> <input type="checkbox"/>																			
	<table border="1" style="width: 100%; border-collapse: collapse;"> <thead> <tr> <th>Family name</th> <th>Given name</th> <th>original category</th> </tr> </thead> <tbody> <tr> <td>MULEC</td> <td>Tadej</td> <td>-90 kg</td> </tr> <tr> <td>ZGANK</td> <td>Mihael</td> <td>-90 kg</td> </tr> <tr> <td>MARINCIC</td> <td>Primoz</td> <td>-81 kg</td> </tr> <tr> <td>VOLCIC</td> <td>David</td> <td>-81 kg</td> </tr> <tr> <td colspan="3" style="text-align: center;">< no competitor ></td> </tr> </tbody> </table>	Family name	Given name	original category	MULEC	Tadej	-90 kg	ZGANK	Mihael	-90 kg	MARINCIC	Primoz	-81 kg	VOLCIC	David	-81 kg	< no competitor >			
Family name	Given name	original category																		
MULEC	Tadej	-90 kg																		
ZGANK	Mihael	-90 kg																		
MARINCIC	Primoz	-81 kg																		
VOLCIC	David	-81 kg																		
< no competitor >																				
-90 kg	<input type="checkbox"/> <input type="checkbox"/> <input type="checkbox"/> <input type="checkbox"/>																			
	<table border="1" style="width: 100%; border-collapse: collapse;"> <thead> <tr> <th>Family name</th> <th>Given name</th> <th>original category</th> </tr> </thead> <tbody> <tr> <td>DRAGIC</td> <td>Vito</td> <td>+90 kg</td> </tr> <tr> <td>POLJAZER</td> <td>Rok</td> <td>+90 kg</td> </tr> <tr> <td>MULEC</td> <td>Tadej</td> <td>-90 kg</td> </tr> <tr> <td>ZGANK</td> <td>Mihael</td> <td>-90 kg</td> </tr> <tr> <td colspan="3" style="text-align: center;">< no competitor ></td> </tr> </tbody> </table>	Family name	Given name	original category	DRAGIC	Vito	+90 kg	POLJAZER	Rok	+90 kg	MULEC	Tadej	-90 kg	ZGANK	Mihael	-90 kg	< no competitor >			
Family name	Given name	original category																		
DRAGIC	Vito	+90 kg																		
POLJAZER	Rok	+90 kg																		
MULEC	Tadej	-90 kg																		
ZGANK	Mihael	-90 kg																		
< no competitor >																				
+90 kg	<input type="checkbox"/> <input type="checkbox"/> <input type="checkbox"/> <input type="checkbox"/>																			
<input checked="" type="checkbox"/> Please mark for each category the selected player. If you need to make corrections please use a new sheet.																				
Please confirm that above names and categories are correct and complete. Veuillez vérifier et confirmer que les noms et les poids sont corrects et complets. Favori confirmar que la información de los competidores así como los datos de selección son correctos y completos.																				
		X Signature team leader																		
Submission time	Official	Validated																		
Published																				
Page 1/1	www.ijf.org © International Judo Federation IJF	22-Jun-2014 - 15:13:31																		

F1.3.26 Example of Mixed Teams Line Up Confirmation

		Line-up confirmation Suzuki World Championship Teams 2017	Tatami: I CRO Second Round #22
Round: Second Round			
Match: GEORGIA - CROATIA			
	Family name	Given name	original category
-57 kg		SIKIC Tena	-57 kg
		TOPOLOVEC Tihana	-57 kg
		< no competitor >	-
-73 kg		AZINOVIC Bernard	-73 kg
		SUMPOR Dominic	-73 kg
		< no competitor >	-
-70 kg		MATIC Barbara	-70 kg
		SIKIC Tena	-57 kg
		TOPOLOVEC Tihana	-57 kg
		< no competitor >	-
-90 kg		DRUZETA Dominik	-90 kg
		AZINOVIC Bernard	-73 kg
		SUMPOR Dominic	-73 kg
		< no competitor >	-
+70 kg		SUTALO Ivana	+70 kg
		MATIC Barbara	-70 kg
		< no competitor >	-
+90 kg		KUMRIC Marko	+90 kg
		KUMRIC Zlatko	+90 kg
		DRUZETA Dominik	90 kg
		< no competitor >	-
<input checked="" type="checkbox"/> Please mark for each category the selected player. If you need to make corrections please use a new sheet.			
Please confirm that above names and categories are correct and complete. Veuillez vérifier et confirmer que les noms et les poids sont corrects et complets. Favori confirmar que la información de los competidores así como los datos de sables son correctos y completos.			X
			Signature team leader
Submission time	Official	Validated	Published

		Line-up confirmation Suzuki World Championship Teams 2017	Tatami: I GEO Second Round #22
Round: Second Round			
Match: GEORGIA - CROATIA			
	Family name	Given name	original category
-57 kg		JANASHVILI Mariam	-57 kg
		< no competitor >	-
-73 kg		GIUNASHVILI Lasha	-73 kg
		MARGVELASHVILI Vazha	-73 kg
		< no competitor >	-
-70 kg		ODZELASHVILI Nino	-70 kg
		STAM Esther	-70 kg
		JANASHVILI Mariam	-57 kg
		< no competitor >	-
-90 kg		GVINASHVILI Beka	-90 kg
		TCHIRKISHVILI Avandis	90 kg
		GIUNASHVILI Lasha	-73 kg
		MARGVELASHVILI Vazha	-73 kg
		< no competitor >	-
+70 kg		KEBADZE Elene	+70 kg
		ODZELASHVILI Nino	-70 kg
		STAM Esther	-70 kg
		< no competitor >	-
+90 kg		OKRUASHVILI Adam	+90 kg
		TUSHKISHVILI Guram	+90 kg
		GVINASHVILI Beka	-90 kg
		TCHIRKISHVILI Avandis	90 kg
		< no competitor >	-
<input checked="" type="checkbox"/> Please mark for each category the selected player. If you need to make corrections please use a new sheet.			
Please confirm that above names and categories are correct and complete. Veuillez vérifier et confirmer que les noms et les poids sont corrects et complets. Favori confirmar que la información de los competidores así como los datos de sables son correctos y completos.			X
			Signature team leader
Submission time	Official	Validated	Published



F1.3.27 Example of Mixed Teams Team Sheet - with Results

Team Sheet										Tatami: II	
World Team Championship Juniors 2015										Men	
										Bronze #18	
Category	BLR	Score	Wins	Loss	Score	UZB	Duration				
-66 kg	MINKOU, Dzmitry	1 0 0 1 0 0	1	0	0 0 0 0 0 0	MATYAKUBOV, Azamat	4:00				
-73 kg	KLEBCHA, Hryhory	1 0 0 1 0 0	0	1	0 0 0 0 0 0	SHOMURODOV, Sarvar	4:00				
-81 kg	VARAPAYEU, Yahor	1 0 0 1 0 0	1	0	0 0 0 0 0 0	BOBONOV, Davlat	1:01				
-90 kg	MUKETE, Daniel	1 0 0 1 0 0	1	0	0 0 0 0 0 0	KHURRAMOV, Muhammadkarim	2:14				
+90 kg	SVIRYD, Mikita	1 0 0 1 0 0	0	1	0 0 0 0 0 0	BAHODURZODA, Azamat	1:01				
Result	Winner: Belarus		3	2							

Team name	Registration Number	Registration Sports Director	Signature

Page 5/5 18-Jun-2017 - 10:25:40



F1.3.28 Example of Mixed Teams Match Sheet

Match Sheet							Tatami: I Mixed	
Suzuki World Championship Teams 2017							Second Round #22	
Category	GEO	Scores	Wins	Wins	Scores	CRO	Duration	
-57 kg	JANASHVILI, Mariam	1 0 0			0 0 0	TOPOLOVEC, Tihia		
-73 kg	MARGVELASHVILI, Vazha	1 0 0			0 0 0	SUMPOR, Dominic		
-70 kg	STAM, Esther	1 0 0			0 0 0	MATIC, Barbara		
-90 kg	TCHIKOSHVILI, Avtandil	1 0 0			0 0 0	DRUZETA, Domink		
+70 kg	KEBADZE, Elene	1 0 0			0 0 0	SUTALO, Ivana		
+90 kg	TUSHISHVILI, Guram	1 0 0			0 0 0	KUMRIC, Zilko		
Result								
Technical Judo		Technical Judo		Technical Judo		Judo		

Page 5/1

© 2017 IJF - International Judo Federation

08-Apr-2018 - 08:47:08

F1.3.29 Coach Suspension Form



INTERNATIONAL JUDO FEDERATION
THE REFEREE COMMISSION
COACH SUSPENSION



IN THE CASE OF COACH SUSPENSION, THE REFEREE MUST IMMEDIATELY:

1. FILL LEGIBLY THIS BOX AND SIGN THIS FORMAT.
2. TAKE IT TO THE SUPERVISOR OF THE TATAMI CONCERNED WHO MUST SIGN IT FOR CONFIRMATION.
3. DELIVER IT TO THE PERSON IN CHARGE OF RUNNING THE COMPETITION.
4. AFTER REGISTRATION, THE DOCUMENT MUST BE RECEIVED TO THE SECRETARY OF THE REFEREE COMMISSION WHICH WILL KEEP IT TOGETHER WITH THE EVENT'S ACTS.

N. B.: EACH REFEREE IS PERSONALLY RESPONSIBLE FOR WHAT HAPPENS IN THE EVENT IN WHICH HE IS INTERESTED

Event: _____	Date: ____ / ____ / 202__	Mat. N° _____
Kg. _____ Contest n° _____ Nations involved in contest _____ / _____		
Name of suspended coach: _____		
Country: _____		Number List: _____
Brief description of the incident (mark the interested part with an "X"):		
<input type="checkbox"/>	2° warning talking _____	
<input type="checkbox"/>	Gestures & Talking 2° warning _____	
<input type="checkbox"/>	2° warning talking - & - from tribune _____	
<input type="checkbox"/>	Others _____	
Referee:	_____ (Name-Country-Signature)	
Supervisor:	_____ (Name-Country-Signature)	

Decision of the Education Director: _____

(Mark the decision):

- One day suspension.
- Suspension from the present event and considering taking a disciplinary action.

F1.3.30 Article 18 Direct Hansoku-make Form

INTERNATIONAL JUDO FEDERATION**ARTICLE 18 - Prohibited Acts and Penalties**
DIRECT HANSOKU-MAKE FOR ACTS AGAINST THE SPIRIT OF JUDO

IN THE CASE OF DIRECT HANSOKU-MAKE FOR ACTS AGAINST THE SPIRIT OF JUDO (APPENDIX ARTICLE 18) THE JUDOKA CANNOT CONTINUE IN COMPETITION.

THE REFEREE MUST IMMEDIATELY:

1. FILL IT AND SIGN THIS FORMAT.
2. TAKE IT TO THE SUPERVISOR OF THE TATAMI CONCERNED WHO MUST SIGN IT FOR CONFIRMATION.
3. DELIVER IT TO THE PERSON IN CHARGE OF RUNNING THE COMPETITION.
4. AFTER REGISTRATION, THE DOCUMENT MUST BE RECEIVED TO THE SECRETARY OF THE REFEREE COMMISSION WHICH WILL KEEP IT TOGETHER WITH THE EVENT'S ACTS.

N. B. : EACH REFEREE IS PERSONALLY RESPONSIBLE FOR WHAT HAPPENS IN THE EVENT IN WHICH HE IS INTERESTED

Event:	_____
Date:	___/02/2022 Mat. N° ___ Kg. - ___ Contest n° _____
Nations involved in the contest:	_____ / _____
Name of suspended judoka:	_____
Country:	_____
Brief description of the action:	_____ _____
Referee (Name-Country-Signature):	_____

The Supervisor: _____
(Name-Country-Signature)

The Sport / Education Director: _____
(Name-Country-Signature)

Note: In the case of direct Hansoku-make for protection of the judoka (diving head first onto the mat, etc., APPENDIX Article 18), the judoka is allowed to continue in the competition.



F1.3.31 Coaches Request to Review Action



INTERNATIONAL JUDO FEDERATION
THE REFEREE COMMISSION



Request of Coach to review a contest on video by Refereeing Commission
(please complete all the fields below)

IJF event (Name – Date):	
Name of the coach:	
National Federation:	
Weight category:	
Contest number:	
Tatami number:	
Name/Country of competitor white:	
Name/Country of competitor blue:	
Approximate time of action / decision:	
Signature of coach:	
Date:	____ / ____ / 202__

IJF Refereeing Commission

Please return this form to the coach review desk in the judogi control area.

Deposez le formulaire au bureau dans la zone de controle des judogi

Пожалуйста верните данную форму в пункт запроса тренеров в зоне кимоно контроля.



GLOSSARY

G1.1 Glossary of Japanese Terms

Approved by the Kodokan.

Japanese is one of the most difficult languages in the world for translating due its complexity, and the fact that many aspects of the language are not present in English. Differences in the written English of many words is due to the transliteration style of the Japanese language. In judo books and other published materials, we can find different versions of the same word e.g., kumi-kata and kumikata.

In each box the word/text on top is from the original Sport and Organisation Rules (SOR) glossary and below is the word/text as it is in the Kodokan dictionary (Kōdōkan, New Japanese - English Dictionary of Judo, 2000). If there is only one word/text it is the same in both reference documents.

Japanese SOR glossary Kodokan dictionary	Kanji	Hiragana	English SOR glossary Kodokan dictionary
Anza	安坐	あんざ	Sitting cross-legged
Ashi-waza Ashi waza	足技	あしわざ	Foot or leg throw Foot and leg techniques
Atemi-waza Atemi waza	当身技	あてみわざ	Striking techniques
Awase-waza Awase waza	合せ技	あわせわざ	Combination of two waza-ari Point by combination
Ayumi-ashi	歩み足	あゆみあし	Natural stepping
Bogyo	防御	ぼうぎょ	Defence
Bushi-do	武士道	ぶしどう	Norms of the warrior (bushi, samurai) class
Dan	段位	だんい	Dan grade Dan ranking/level
Dojo	道場	どうじょう	Training hall
Encho-sen	延長戦	えんちょうせん	Extended contest
Eri	襟	えり	Lapel/collar
Fuku-shin Fuku shin	副審	ふくしん	Assistant referee/table judge Assistant referees
Fusegi	防ぎ	ふせぎ	Synonymous with Bogyo
Fusen-gachi Fusen gachi	不戦勝ち	ふせんがち	Win by default (e.g., did not appear)
Haisha	敗者	はいしゃ	Loser
“Hajime!”	「始め！」	「はじめ！」	“Start!” “Begin!”
Hansoku	反則	はんそく	Foul Foul; violation



Hansoku-make Hansoku make	反則負け	はんそくまけ	Defeat by grave infringement or accumulated light infringements Defeat by decision
Hazumi	(No Kanji)	はずみ	Skilfulness with impetus, sharpness or rhythm
Henka-waza Henka waza	変化技	へんかわざ	Techniques against opponent's attack Change technique
Hidari	左	ひだり	Left
Hidari-jigo-tai Hidari jigotai	左自護体	ひだりじごたい	Left lower posture Left defensive posture
Hidari-shizen-tai Hidari shizentai	左自然体	ひだりしぜんたい	Left natural posture
Hiki-te Hikite	引き手	ひきて	Pulling hand Sleeve hand; pulling hand
Hikiwake	引き分け	ひきわけ	Draw A draw, a tie
Ikioi	勢い	いきおい	Momentum with both force and speed
Ippon	一本	いっぽん	Complete point One point; a complete point
Jigo-hon-tai Jigo hontai	自護本体	じごほんたい	Straight lower posture Straight defensive posture
Jigo-tai Jigotai	自護体	じごたい	Lower posture Defensive posture
Jiku-ashi Jiku ashi	軸足	じくあし	Pivot leg Pivot leg; support leg
Jita-kyoei	自他共栄	じたきょうえい	Mutual welfare and benefit
Jo-gai Jōgai	場外	じょうがい	Outside contest area Area perimeter zone
Jo-i	上衣	じょうい	Jacket
Jo-nai Jōnai	場内	じょうない	Inside contest area Area interior
Jo-seki Jōseki	上席	じょうせき	Upper seats Upper seat or seat of honour
Judo Jūdō	柔道	じゅうどう	Way of using one's mental and physical strength in the most efficient manner
Judogi/Judo-gi Jūdōgi	柔道衣	じゅうどうぎ	Judo uniform - white or blue worn with a belt
Judoka Judo-ka	柔道家	じゅうどうか	Judo player Judo minded people
Kachi	勝ち	かち	Win
Kaeshi-waza Kaeshi waza	返し技	かえしわざ	Counter techniques

Kake	掛け	かけ	Execution of throwing techniques Application; execution
Kansetsu-waza Kansetsu waza	関節技	かんせつわざ	Joint locks Joint techniques
Kappo Kappō	活法	かっぱう	Resuscitation method Resuscitation techniques
Kata	形 肩	かた	Forms Forms; formal exercise; pattern practice
Katame-waza Katame waza	固技	かためわざ	Grappling techniques
Katsu	活	かつ	Techniques of Kappo
Keiko	稽古	けいこ	Training/practice Training; practice
Kakari geiko	かかり稽古	かかりげいこ	Synonymous with uchikomi
Kiken-gachi Kiken gachi	棄権勝ち	きけんがち	Win by withdrawal Victory by opponent's withdrawal
Kime	極め	きめ	Complete execution Complete application
Kin-sa Kinsa	僅差	きんさ	Slight superiority or inferiority Subtle differences
Kinshi-waza Kinshi waza	禁止技	きんしわざ	Prohibited techniques
"Kiotsuke!"	「気をつけ！」	「きをつけ！」	"Attention!" (words of command to make the person stand straight up with closed heels)
Kogeki	攻撃	こうげき	Attack/offense
Kogi	講義	こうぎ	Lecture
Koshi-waza Koshi waza	腰技	こしわざ	Hip throw Hip techniques
Kumi-te Kumite	組み手	くみて	Grips hold Taking grips
Kumi-kata Kumikata	組み方	くみかた	Method of grips hold Engagement position
Kuzure	崩	くずれ	Broken/variation
Kuzushi	崩し	くずし	Balance breaking Balance-breaking
Kyu-sho Kyūsho	急所	きゅうしょ	Vital points Vital point
Ma'ai Maai	間合い	まあい	Distance between two athletes Combative interval
Mae-mawari-ukemi	前回り受身	まえまわりうけみ	Forward rolling breakfall
Mae-ukemi	前受身	まえうけみ	Forward breakfall
"Maitta!"	「参った！」	「まいった！」	"I give up!"

Ma-sutemi-waza Ma sutemi waza	真捨身技	ますてみわざ	Supine sacrifice throw Supine or rear sacrifice techniques
"Mate!"	「待て！」	「まで！」	"Wait!"
Migi	右	みぎ	Right
Migi-jigo-tai Migi jigotai	右自護体	みぎじごたい	Right lower posture Right defensive posture
Migi-shizen-tai Migi shizentai	右自然体	みぎしぜんたい	Right natural posture
Mondo	問答	もんどう	Questions and answers
Nagekomi	投げ込み	なげこみ	Repetitive throwing practice
Nage-waza Nage waza	投げ技	なげわざ	Throwing techniques
Ne-shisei Ne shisei	寝姿勢	ねしせい	Ground position Mat posture
Ne-shobu Neshōbu	寝勝負	ねしょうぶ	Ground battle Grappling; mat work
Ne-waza Newaza	寝技	ねわざ	Ground work Mat/ground techniques
Obi	帯	おび	Belt
Osaekomi-waza Osaekomi waza	抑込技	おさえこみわざ	Hold down techniques Pinning techniques
"Osaekomi!"	「抑え込み！」	「おさえこみ！」	"Hold is on!"
"Otagai-ni-rei!"	「お互いに礼！」	「おたがいにれい！」	"Bow to each other!"
Randori	乱取	らんどり	Free sparring Free practice; free sparring
Rei	礼	れい	Courtesy Respect; decorum
"Rei!"	「礼！」	「れい！」	"Bow!"
Rei-ho Reihō	礼法	れいほう	Method of courtesy/bowing procedure Forms of proper respect; etiquette; manners; or decorum
Riai	理合い	りあい	Theory and principle Principle; theory
Renraku-waza Renraku waza	連絡技	れんらくわざ	Combination of several techniques Combination techniques
Renzoku-waza Renzoku waza	連続技	れんそくわざ	Repetition of the same technique Continuous combinations of techniques
Ritsu-rei Ritsurei	立礼	りつれい	Standing bow
Seiryoku-zen'yo	精力善用	せいりょくぜんよう	Maximum efficiency
Seiza	正坐	せいざ	Sitting square/formal sitting Formal sitting



Sensei	先生	せんせい	Teacher/instructor
Shiai	試合	しあい	Contest Match; bout
Shiai-jo Shiaijō	試合場	しあいじょう	Competition area
Shido Shidō	指導	しどう	Instruction/light penalty Guidance
Shime-waza Shime waza	絞技	しめわざ	Strangling techniques
Shimpan Shinpan	審判	しんばん	Refereeing Refereeing; umpiring
Shimpan-in Shinpan in	審判員	しんばんいん	Referees and judges Referees
Shisei	姿勢	しせい	Posture
Shita-baki	下穿き	したばき	Trousers
Shizen-hon-tai Shizen hontai	自然本体	しぜんほんたい	Straight natural posture
Shizen-tai Shizentai	自然体	しぜんたい	Natural posture
Shomen Shōmen	正面	しょうめん	Dojo front/upper seats Dojo front
"Shomen-ni-rei!"	「正面に礼！」	「しょうめんにれい！」	"Bow towards Shomen!"
Shosha Shōsha	勝者	しょうしゃ	Winner Winner; victor
Sotai-rensu	相對練習	そうたいれんしゅう	Practice with partner
Shu-shin Shushin	主審	しゅしん	Chief referee/mat referee Chief referee
Sode	袖	そで	Sleeve
"Sono-mama!" "Sono mama!"	(No Kanji)	「そのまま！」	"Do not move/hold positions!" "Hold positions!"
"Sore-made!" "Sore made!"	(No Kanji)	「それまで！」	"Time is up!" "Finished!"
Suri-ashi	すり足	すりあし	Sliding walk
Sutemi-waza Sutemi waza	捨身技	すてみわざ	Sacrifice throw Sacrifice technique
Tachi-shisei Tachi shisei	立ち姿勢	たちしせい	Standing position Standing posture A position where both athletes can attack and defend each other, usually means a posture standing on the feet. Other postures (lying on the back, stomach, sitting or kneeling or on all fours) are considered as ne-shisei (ground position).

Tachi-shobu Tachi shōbu	立ち勝負	たちしょうぶ	Standing battle Standing match
Tachi-waza Tachi waza	立技	たちわざ	Standing throw Standing techniques
Tai-sabaki Tai sabaki	体捌き	たいさばき	Body shifting/body control
Tandoku-renshū	単独練習	たんどくれんしゅう	Practice done alone
Tatami	畳	たたみ	Straw mat
Te-waza Te waza	手技	てわざ	Hand throw Hand techniques
"Toketa!"	「解けた！」	「とけた！」	"Hold-down broken!" "Hold broken!"
Tokui-waza	得意技	とくいわざ	Favourite technique
Tori	取	とり	Athlete executing technique Doer/the thrower
Tsugi-ashi	継ぎ足	つぎあし	Jointing stepping
Tsukuri	作り	つくり	Set-up to execute technique Positioning; set-up
Tsuri-te Tsurite	釣り手	つりて	Lifting hand Collar hand; catching hand
Uchikomi	打ち込み	うちこみ	Repetition training
Ude-gaeshi Ude gaeshi	腕返し	うでがえし	Arm locking throw/arm reverse Arm reverse
Uke	受	うけ	Athlete receiving opponent's attack "Receiver; the thrown"
Ukemi	受身	うけみ	Break fall Breakfall
Ushiro-ukemi	後ろ受身	うしろうけみ	Rear breakfall
Waza	技	わざ	Techniques Technique
Waza-ari Waza ari	技あり	わざあり	Nearly ippon "Technique exists"; a near ippon
"Waza-ari-awasete-Ippon!"	「技あり、合せて一本！」	「わざあり、あわせていっぽん！」	"Two waza-ari score Ippon!"
Yakusoku-renshu Yakusoku renshū	約束練習	やくそくれんしゅう	Agreed-upon practice Controlled or "agreed-upon" practice
Yoko-sutemi-waza Yoko sutemi waza	横捨身技	よこすてみわざ	Side sacrifice throw Side sacrifice technique
Yoko-ukemi	横受身	よこうけみ	Side breakfall
"Yoshi!"	(No Kanji)	「よし！」	"Resume!" "Continue!"
Yusei-gachi Yūsei gachi	優勢勝ち	ゆうせいがち	Win by superior performance

Za-rei Zarei	坐礼	ざれい	Seated bow
Zori Zōri	草履	そうり	Sandal

G1.2 Names of Judo Techniques

All techniques can be found on the Kodokan official YouTube channel (<https://www.youtube.com/@KODOKANJUDO>) or by clicking the link on their name.

G1.2.1 Nage-waza (68)

Te-waza				
1	Seoi-nage	背負投	せおいなげ	SON
2	Ippon-seoi-nage	一本背負投	いっぽんせおいなげ	ISN
3	Seoi-otoshi	背負落	せおいおとし	SOO
4	Tai-otoshi	体落	たいおとし	TOS
5	Kata-guruma	肩車	かたぐるま	KGU
6	Sukui-nage	掬投	すくいなげ	SUK
7	Obi-otoshi	帯落	おびおとし	OOS
8	Uki-otoshi	浮落	うきおとし	UOT
9	Sumi-otoshi	隅落	すみおとし	SOT
10	Yama-arashi	山嵐	やまあらし	YAS
11	Obi-tori-gaeshi	帯取返	おびとりがえし	OTG
12	Morote-gari	双手刈	もろてがり	MGA
13	Kuchiki-taoshi	朽木倒	くちきたおし	KTA
14	Kibisu-gaeshi	踵返	きびすがえし	KIG
15	Uchi-mata-sukashi	内股すかし	うちまたすかし	UMS
16	Ko-uchi-gaeshi	小内返	こうちがえし	KOU

Koshi-waza				
1	Uki-goshi	浮腰	うきごし	UGO
2	O-goshi	大腰	おおごし	OGO
3	Koshi-guruma	腰車	こしぐるま	KOG
4	Tsurikomi-goshi	釣込腰	つりこみごし	TKG
5	Sode-tsurikomi-goshi	袖釣込腰	そでつりこみごし	STG
6	Harai-goshi	払腰	はらいごし	HRG
7	Tsuri-goshi	釣腰	つりごし	TGO
8	Hane-goshi	跳腰	はねごし	HNG
9	Utsuri-goshi	移腰	うつりごし	UTS
10	Ushiro-goshi	後腰	うしろごし	USH



Ashi-waza				
1	De-ashi-harai	出足払	であしはらい	DAH
2	Hiza-guruma	膝車	ひざぐるま	HIZ
3	Sasae-tsurikomi-ashi	支釣込足	ささえつりこみあし	STA
4	O-soto-gari	大外刈	おおそとがり	OSG
5	O-uchi-gari	大内刈	おおうちがり	OUG
6	Ko-soto-gari	小外刈	こそとがり	KSG
7	Ko-uchi-gari	小内刈	こうちがり	KUG
8	Okuri-ashi-harai	送足払	おくりあしはらい	OAH
9	Uchi-mata	内股	うちまた	UMA
10	Ko-soto-gake	小外掛	こそとがけ	KSK
11	Ashi-guruma	足車	あしぐるま	AGU
12	Harai-tsurikomi-ashi	払釣込足	はらいつりこみあし	HTA
13	O-guruma	大車	おおぐるま	OGU
14	O-soto-guruma	大外車	おおそとぐるま	OGR
15	O-soto-otoshi	大外落	おおそとおとし	OSO
16	Tsubame-gaeshi	燕返	つばめがえし	TSU
17	O-soto-gaeshi	大外返	おおそとがえし	OGA
18	O-uchi-gaeshi	大内返	おおうちがえし	OUC
19	Hane-goshi-gaeshi	跳腰返	はねごしがえし	HGG
20	Harai-goshi-gaeshi	払腰返	はらいごしがえし	HGE
21	Uchi-mata-gaeshi	内股返	うちまたがえし	UMG

Ma-sutemi-waza				
1	Tomoe-nage	巴投	ともえなげ	TNG
2	Sumi-gaeshi	隅返	すみがえし	SUG
3	Hikikomi-gaeshi	引込返	ひきこみがえし	HKG
4	Tawara-gaeshi	俵返	たわらがえし	TWG
5	Ura-nage	裏投	うらなげ	UNA



Yoko-sutemi-waza				
1	Yoko-otoshi	横落	よこおとし	YOT
2	Tani-otoshi	谷落	たにおとし	TNO
3	Hane-makikomi	跳巻込	はねまきこみ	HNM
4	Soto-makikomi	外巻込	そとまきこみ	SMK
5	Uchi-makikomi	内巻込	うちまきこみ	UMK
6	Uki-waza	浮技	うきわざ	UWA
7	Yoko-wakare	横分	よこわかれ	YWA
8	Yoko-guruma	横車	よこぐるま	YGU
9	Yoko-gake	横掛	よこがけ	YGA
10	Daki-wakare	抱分	だきわかれ	DWK
11	O-soto-makikomi	大外巻込	おおそとまきこみ	OSM
12	Uchi-mata-makikomi	内股巻込	うちまたまきこみ	UMM
13	Harai-makikomi	払巻込	はらいまきこみ	HRM
14	Ko-uchi-makikomi	小内巻込	こうちまきこみ	KUM
15	Kani-basami	蟹挟	かにばさみ	KBA
16	Kawazu-gake	河津掛	かわづがけ	KWA

G1.2.2 Katame-waza (32)

Osaekomi-waza				
1	Kesa-gatame	袈裟固	けさがため	KEG
2	Kuzure-kesa-gatame	崩袈裟固	くずれけさがため	KKE
3	Ushiro-kesa-gatame	後袈裟固	うしろけさがため	UKG
4	Kata-gatame	肩固	かたがため	KAG
5	Kami-shiho-gatame	上四方固	かみしほうがため	KSH
6	Kuzure-kami-shiho-gatame	崩上四方固	くずれかみしほうがため	KKS
7	Yoko-shiho-gatame	横四方固	よこしほうがため	YSG
8	Tate-shiho-gatame	縦四方固	たてしほうがため	TSG
9	Uki-gatame	浮固	うきがため	UGT
10	Ura-gatame	裏固	うらがため	URG

Shime-waza				
1	Nami-juji-jime	並十字絞	なみじゅうじじめ	NJJ
2	Gyaku-juji-jime	逆十字絞	ぎゃくじゅうじじめ	GJJ
3	Kata-juji-jime	片十字絞	かたじゅうじじめ	KJJ
4	Hadaka-jime	裸絞	はだかじめ	HAD
5	Okuri-eri-jime	送襟絞	おくりえりじめ	OEJ
6	Kataha-jime	片羽絞	かたはじめ	KHJ
7	Katate-jime	片手絞	かたてじめ	KTJ
8	Ryote-jime	両手絞	りょうてじめ	RYJ
9	Sode-guruma-jime	袖車絞	そでぐるまじめ	SGJ
10	Tsukkomi-jime	突込絞	つっこみじめ	TKJ
11	Sankaku-jime	三角絞	さんかくじめ	SAJ
12	Do-jime	胴絞	どうじめ	DOJ

Kansetsu-waza				
1	Ude-garami	腕緘	うでがらみ	UGR
2	Ude-hishigi-juji-gatame	腕挫十字固	うでひしぎじゅうじがため	JGT
3	Ude-hishigi-ude-gatame	腕挫腕固	うでひしぎうでがため	UGA
4	Ude-hishigi-hiza-gatame	腕挫膝固	うでひしぎひざがため	HIG
5	Ude-hishigi-waki-gatame	腕挫腋固	うでひしぎわきがため	WAK
6	Ude-hishigi-hara-gatame	腕挫腹固	うでひしぎはらがため	HGA
7	Ude-hishigi-ashi-gatame	腕挫脚固	うでひしぎあしがため	AGA
8	Ude-hishigi-te-gatame	腕挫手固	うでひしぎてがため	TGT
9	Ude-hishigi-sankaku-gatame	腕挫三角固	うでひしぎさんかくがため	SGT
10	Ashi-garami	足緘	あしがらみ	AGR

G1.3 Penalty Codes

Action against spirit of judo	Penalty code	Penalty given	Article Section	Article Section Number
Negative judo	PS1	Shido	18.1.1	1
False attack	PS2	Shido	18.1.1	2
Pull down	PS3	Shido	18.1.1	3
Non combativity	PS4	Shido	18.1.1	4



Push out	PS5	Shido	18.1.1	5
Cover face	PS6	Shido	18.1.1	6
Grip avoidance	PS7	Shido	18.1.2	7
Grab below belt	PS8	Shido	18.1.2	8
Duck under arm	PS9	Shido	18.1.2	9
Hooking opponent's leg	PS10	Shido	18.1.2	10
Defensive kumikata	PS11	Shido	18.1.2	11
Fingers interlocked	PS12	Shido	18.1.2	12
Insert finger into judogi	PS13	Shido	18.1.2	13
Bend opponent's fingers	PS14	Shido	18.1.2	14
Grip breaking	PS15	Shido	18.1.2	15
Break grip with knee or leg	PS16	Shido	18.1.2	16
Hide lapel	PS17	Shido	18.1.2	17
Grip avoidance with a blow	PS18	Shido	18.1.2	18
Block opponent's hand	PS19	Shido	18.1.2	19
Leg grabbing	PS20	Shido	18.1.2	20
Encircling belt or jacket	PS21	Shido	18.1.2	21
Judogi in the mouth	PS22	Shido	18.1.2	22
Foot in judogi or belt	PS23	Shido	18.1.2	23
Shime-waza with the jacket/belt	PS24	Shido	18.1.2	24
Overstretching leg in shime-waza	PS25	Shido	18.1.2	25
Bear hug	PS26	Shido	18.1.2	26
Shime-waza using the legs to assist	PS27	Shido	18.1.2	27
Kicking	PS28	Shido	18.1.2	28
Kansetsu-waza or shime-waza without a judo throwing technique	PS29	Shido	18.1.2	29
Entangling the leg	PS30	Shido	18.1.2	30
Reverse seoi-nage	PS31	Shido	18.1.2	31
Untidy judogi	PS32	Shido	18.1.2	32
Untidy hair	PS33	Shido	18.1.2	33
Head dive	PH1	Hansku-make (H)	18.2.1	1
Head defence	PH2	Hansku-make (H)	18.2.1	2
Kawzu-gake	PX1	Hansoku-make (X)	18.2.2	1



Kani-basami	PX2	Hansoku-make (X)	18.2.2	2
Do-jime	PX3	Hansoku-make (X)	18.2.2	3
Illegal kansetsu-waza	PX4	Hansoku-make (X)	18.2.2	4
Falling while applying an armlock	PX5	Hansoku-make (X)	18.2.2	5
Kansetsu-waza or shime-waza with a judo throwing technique	PX6	Hansoku-make (X)	18.2.2	6
Reap opponent's supporting leg	PX7	Hansoku-make (X)	18.2.2	7
Dangerous action	PX8	Hansoku-make (X)	18.2.2	8
Fall backwards	PX9	Hansoku-make (X)	18.2.2	9
Drive into the mat	PX10	Hansoku-make (X)	18.2.2	10
Disregard instructions	PX11	Hansoku-make (X)	18.2.2	11
Unnecessary remarks	PX12	Hansoku-make (X)	18.2.2	12
Hard/metallic object	PX13	Hansoku-make (X)	18.2.2	13
Action against spirit of judo	PX14	Hansoku-make (X)	18.2.2	14
Undetermined	P99	Shido, Hasoku-make (H) or (X)		

Others	
Bye	BYE
Fusen-gachi	FUS
Kiken-gachi	KIK
Undetermined	UND
Undetermined katame-waza	UNK
Undetermined nage-waza	UNN
Yusei-gachi	YUS

G1.4 Terminology

Term	Description
Backnumber identification	Affixed on the back of the judogi. Includes the judoka's name and National Olympic Committee (NOC) code or the IJF code if the country does not have a NOC.
Contest	A contest between white and blue judoka, with one referee. A contest is run over regular time and may be extended by a golden score.
Contest order number	An incremental number for each mat within a day, regardless of the event.
Draw	This is a random draw carried out by the IJF for all weight categories and team competition before the competition starts.
Golden score	An extra period of unlimited time intended to break ties if scores or penalties are equal at the end of the contest period. Golden score can only be won by a technical score (waza-ari or ippon) or hansoku-make (direct or by accumulative Shido). If direct hansoku-make is given, the consequences are the same as those in regular time.
IJF Ad Hoc Commission	The IJF Ad Hoc Commission will make a decision on any exceptional situation (unacceptable behaviour, etc.).
International competition	An international competition is defined as a competition where two (2) or more different nations take part.
Match	Match is used to define the competition between both teams. Within each match there are a number of contests (depending on the event).
Winning score	The winning score is defined as the winner's highest score, which makes the difference from the opponent's scores.
Winning technique	The winning technique is the technique/penalty of the winning score. If there are multiple equal winning scores, no winning technique is shown.





DOCUMENT CONTROL

H1.1 Version History

22 July 2024 approved version

~~Text in red has been added.~~ Text with a line through it has been deleted.

Global Changes

Penalize and penalized have been changed to penalise and penalised.

All letters following a number are superscripted.

SECTION 1

1.7.2.1 Athletes with an Official Refugee Status under Host Country

The national federation requests must be sent, ~~with the official refugee status documents,~~ to the IJF General Secretariat, by email (gs@ijf.org) with the following documents:

- Official refugee status documents of the athlete.
- Agreement of the athlete.
- Authorisation of the parent/guardian (if athlete is not of legal age in the host country).

1.7.2.2 IJF Refugee Team

Athletes with an official refugee status, competing as part of the IJF Refugee Team (IRT) may take part in events ~~provided that if~~ they have an IJF authorisation letter. They ~~may~~ can choose to take part in a one (1) of the planned continental championships.

1.7.2.3 Junior and Younger Immigrants

- Authorisation of the parent/guardian (if athlete is ~~a minor~~ not of legal age in the host country).

~~In certain cases authorisation may be requested from the national federation of origin.~~

If the IJF deems it necessary, they may contact the previous National Federations the athlete was affiliated with.

1.7.2.4 Veterans Immigrants

Veteran foreign athletes living in a host country can participate in their host country national veteran championships and thus qualify themselves for IJF or continental union veteran competitions.

They can be registered, by the national federation of the host country if they meet the following requirements:

- To prove their residency in the host country (at least three (3) months).
- To prove their integration in a judo club of the host country, duly affiliated to the national federation which is an IJF member.
- Agreement of the athlete.

If the national federations of host countries wish to register these athletes, they must send their request each year to the IJF General Secretariat, by email (gs@ijf.org), with the above-mentioned documents.

The IJF will review the submitted documents and if deemed compliant, the IJF will approve the request. The IJF General Secretariat will reply authorising the athlete to compete under the new host country flag in veteran events for a period of one (1) year.

Should the athlete wish to return to representing his country of origin he must inform both national federations involved and the IJF General Secretariat, by email (gs@ijf.org).

Should the athlete change residence to another host country, he should repeat the application process by submitting the documents proving the relocation to the IJF General Secretariat, by email (gs@ijf.org).



SECTION 2

2.2 Weight Categories for IJF WJT Events

Weigh-in rules can be found in section 6.

2.7.1 Regulations for Mixed Team Events

~~Before the start of the official weigh-in~~

If the event follows an individual competition the team list can be updated before the start of the official weigh-in. In addition, up to one (1) hour after the end of the final block the team category for the athletes competing on the last day of the individual competition can be updated.

If the team has no athlete in a category, they ~~should~~ **must** select the “no competitor” option.

~~It is compulsory that all athletes listed for the match compete until one (1) team reaches the winning result. If an athlete refuses to compete the team will be disqualified.~~

If during the match, in one contest, an athlete enters the tatami and refuses to compete, he will be given a direct hansoku-make (cannot continue in competition) and the opponent will be declared the winner.

The losing athlete cannot continue in the next rounds. The team of the losing athlete can continue in the next round if applicable.

The draw is done by computer and displayed on the athlete and public (big screen) scoreboards. ~~If the public scoreboard is not available the coaches or the teams should be invited to watch the computer monitor when the draw is taking place.~~

2.7.2 Regulations for Female and Male Team Events

If the team has no athlete in a category, they ~~should~~ **must** select the “no competitor” option.

~~It is compulsory that all athletes listed for the match compete until one (1) team reaches the winning result. If an athlete refuses to compete the team will be disqualified.~~

If during the match, in one contest, an athlete enters the tatami and refuses to compete, he will be given a direct hansoku-make (cannot continue in competition) and the opponent will be declared the winner.

The losing athlete cannot continue in the next rounds. The team of the losing athlete can continue in the next round if applicable.

SECTION 6

6.2 Official Weigh-in Rules

The details of the weigh-in will be described in the outlines for the event.

6.2.1 Individual Events Official Weigh-In

Junior and senior Athletes competing in junior and senior events must be within the weight limits of a category in which they are inscribed (see 2.2.1), there is no additional weight tolerance.

In the cadets age category Athletes competing in cadet events are NOT allowed to remove their underclothing (men – underpants, women – underpants and bra); to compensate an additional 200 g will be allowed i.e., for the category -44 kg the limit will be -44.2 kg.

6.2.2 Mixed Teams Official Weigh-in

The details of the weigh-in will be described in the outlines for the event. If, on the last day of the individual event, the weigh-in categories are not the same as those in IJF events, the organiser can decide the weigh-in rules.

6.2.3 Female and Male Teams Official Weigh-in

The IJF Sport Commission will arrange the weigh-in after the athlete has finished competing in the individual event. The details of the weigh-in will be described in the outlines for the event.

SECTION 8

8.2 Training Venue

The minimum height above the tatami must be 5 m from the lowest hanging object.

The training venue must have the same rules as a dojo and should be always kept tidy. Delegations should not play music through speakers nor bring large items of sport equipment (e.g., stationary bikes, rowing machines etc.) into the venue.

8.4 Warm-up Area

Delegations should not guard a space for their team, play music through speakers nor bring large items of sport equipment (e.g., stationary bikes, rowing machines etc.) in to the training venue. The number of massage beds that a delegation can bring to the warm-up may be restricted to one depending on the space.

Accredited media should always remain in the passage area, ensuring they do not disturb the athletes or disrupt the flow. They are never allowed to step onto the main mat area or the athletes' resting areas, in other words, onto any tatami. All media (unless authorised by the IJF) should leave the warm-up area 20 minutes before the start of competition, for both the preliminary rounds and the final block.

Based on the number of media accredited, a green card access system may be put in place to ensure smooth running of the event in terms of media access. Information will be sent to all accredited media prior to the competition. We also remind all media representatives that an appropriate outfit (no hat, no shorts, appropriate footwear (closed toes, flat shoes), no clothes with political and/or religious messages) is required in the warm-up area and on the field of play.

The minimum height above the mats must be 5 m from the lowest hanging object.

APPENDIX B

B1.5 Judges and the System of Judging

Any behaviour of tori or uke inside the competition area that is contrary to the spirit of kata will result in disqualification.

B1.10 Judo Control

- ~~The T-shirt for women must be white, with short sleeves and a round neck (SOR C1.11). Female athletes must and male athletes may wear a short sleeved white T-shirt (round necked) SOR (C1.11).~~





IJF Headquarters and Presidential Office
HUN 1051 Budapest
József Attila str. 1
www.ijf.org

IJF General Secretariat
21 Avenue Gabriel Péri, 94100
Saint-Maur-des-Fossés, France
gs@ijf.org