



IJF Juniors Mixed Teams World Ranking List

Latest Update: **07/10/2024**

The Junior Mixed Teams World Ranking List will consist of points from
Continental Championships Mixed Teams and World Championships Mixed Team

	Continental Ch. Senior	World Ch. Senior
1st place	700	2000
2nd place	490	1400
3rd place	350	1000
5th place	252	720
7th place	182	520
1/16th	112	320
1/32nd	84	240

The points for each Mixed Junior Teams Championships will expire as follows:

- In the first 12 months after the Junior Championship the points will count 100%
- After 12 months points will be reduced to 50%
- After 24 months points will be reduced to 0%

The dividing line is the following week (week number) in which the Championship was held. Beginning of the week is defined as Monday.

Exception: For the equal treatment of all Continents, the Continental Championships will be treated as they were held on week number 26 regardless of the week number that they are organized in. The points reduction/expiration will be done on Monday of week 27.

The Ranking:

The results will count **starting from World Mixed Teams Championships 2017**. Points will be allocated even if no match was won.

Additional Rules:

In case of equality of total points, the higher ranking will be decided by:

- The highest sum of the current points from all World Mixed Team Senior Championships.
- The highest sum of the current points from all Continental Mixed Team Championships.

For any questions, corrections or feedback please contact: ranking.juniors@ijf.org








Juniors

IJF Mixed Teams World Ranking List



07/10/2024

Ranking	Nation	Continent	Country	Total score	World CS Sum	Continental CS Sum	World Championships 24	Continental 24	World Championships 23	Continental 23	World Championships 22
1	JPN	JUA	JAPAN	3000	3000	0	2000		2000		2000
2	FRA	EJU	FRANCE	2765	2100	665	1400	490	1400	350	1000
3	AZE	EJU	AZERBAIJAN	1906	1080	826	720	700	720	252	
4	BRA	PJC	BRAZIL	1870	820	1050	320	700	1000	700	720
5	UZB	JUA	UZBEKISTAN	1360	1360	0	1000		720		520
6	KOR	JUA	REPUBLIC OF KOREA	1160	1160	0	1000		320		
7	GEO	EJU	GEORGIA	1082	480	602	320	252	320	700	720
8	EGY	AJU	EGYPT	1050	0	1050		700		700	
9	TUR	EJU	TURKIYE	988	680	308	520	252	320	112	1400
10	MGL	JUA	MONGOLIA	880	880	0	720		320		
11	NED	EJU	NETHERLANDS	855	260	595		350	520	490	
12	CMR	AJU	CAMEROUN	735	0	735		490		490	
12	CAN	PJC	CANADA	735	0	735		490		490	
14	GER	EJU	GERMANY	718	480	238	320	112	320	252	1000
15	POR	EJU	PORTUGAL	675	500	175			1000	350	
16	KAZ	JUA	KAZAKHSTAN	580	580	0	320		520		
17	CHI	PJC	CHILE	525	0	525		350		350	
18	TKM	JUA	TURKMENISTAN	520	520	0	520				
19	ANG	AJU	ANGOLA	476	0	476		350		252	
20	SEN	AJU	SENEGAL	378	0	378		252		252	
21	MAR	AJU	MOROCCO	357	0	357		182		350	
22	SRB	EJU	SERBIA	350	0	350		350			
22	TUN	AJU	TUNISIA	350	0	350		350			
24	RSA	AJU	SOUTH AFRICA	343	0	343		252		182	
25	HUN	EJU	HUNGARY	328	160	168		112	320	112	
26	TPE	JUA	CHINESE TAIPEI	320	320	0	320				

26	CHN	JUA		PEOPLE'S REPUBLIC OF CHINA	320	320	0	320				
26	TJK	JUA		TAJIKISTAN	320	320	0	320				
29	CIV	AJU		COTE D'IVOIRE	273	0	273		182		182	
30	AUT	EJU		AUSTRIA	238	0	238		182		112	
31	UKR	EJU		UKRAINE	203	0	203		112		182	
32	ESP	EJU		SPAIN	182	0	182		182			
33	ALG	AJU		ALGERIA	175	0	175				350	
34	GBR	EJU		GREAT BRITAIN	168	0	168		112		112	
34	GRE	EJU		GREECE	168	0	168		112		112	
36	IND	JUA		INDIA	160	160	0			320		
37	BUL	EJU		BULGARIA	112	0	112		112			
37	EST	EJU		ESTONIA	112	0	112		112			
37	GAB	AJU		GABON	112	0	112		112			
37	LTU	EJU		LITHUANIA	112	0	112		112			
41	POL	EJU		POLAND	91	0	91				182	
42	BDI	AJU		BURUNDI	56	0	56				112	
42	CZE	EJU		CZECH REPUBLIC	56	0	56				112	
42	ITA	EJU		ITALY	56	0	56				112	
42	MAD	AJU		MADAGASCAR	56	0	56				112	
42	ROU	EJU		ROMANIA	56	0	56				112	