



IJF Juniors Mixed Teams World Ranking List



Latest Update: 30/07/2022

The Junior Mixed Teams World Ranking List will consist of points from
Continental Championships Mixed Teams and World Championships Mixed Team

	Continental Ch. Senior	World Ch. Senior
1st place	700	2000
2nd place	490	1400
3rd place	350	1000
5th place	252	720
7th place	182	520
1/16th	112	320
1/32nd	84	240

The Ranking:

The results will count **starting from World Mixed Teams Championships 2017**.
Points will be allocated even if no match was won.

The points for each Mixed Junior Teams Championships will expire as follows:

- In the first 12 months after the Junior Championship the points will count 100%
- After 12 months points will be reduced to 50%
- After 24 months points will be reduced to 0%

The dividing line is the following week (week number) in which the Championship was held.
Beginning of the week is defined as Monday.

Exception: For the equal treatment of all Continents, the Continental Championships will be treated as they were held on week number 26 regardless of the week number that they are organized in. The points reduction/expiration will be done on Monday of week 27.

Additional Rules:

In case of equality of total points, the higher ranking will be decided by:

- The highest sum of the current points from all World Mixed Team Senior Championships.
- The highest sum of the current points from all Continental Mixed Team Championships.

For any questions, corrections or feedback please contact: ranking.juniors@ijf.org





Juniors

IJF Mixed Teams World Ranking List



30/07/2022

Ranking	Nation	Continent	Country	Total score	World CS Sum	Continental CS Sum	World Championships 22	Continental 22	World Championships 21	Continental 21	World Championships 19
1	FRA	EJU	FRANCE	2350	2000	350			2000	700	1000
2	IJF	IJF	IJF	1575	1400	175			1400	350	1400
3	TUR	EJU	TURKIYE	1245	1000	245			1000	490	
4	BRA	PJC	BRAZIL	1220	520	700		700	520		720
5	GER	EJU	GERMANY	1091	1000	91			1000	182	720
6	HUN	EJU	HUNGARY	776	720	56			720	112	
6	UKR	EJU	UKRAINE	776	720	56			720	112	
8	EGY	AJU	EGYPT	700	0	700		700			
9	KEN	AJU	KENYA	572	320	252		252	320		
10	ITA	EJU	ITALY	520	520	0			520		
11	NED	EJU	NETHERLANDS	495	320	175			320	350	
12	ANG	AJU	ANGOLA	490	0	490		490			
12	MEX	PJC	MEXICO	490	0	490		490			
14	AUS	OJU	AUSTRALIA	350	0	350		350			
14	CMR	AJU	CAMEROUN	350	0	350		350			
14	SEN	AJU	SENEGAL	350	0	350		350			
17	IND	JUA	INDIA	320	320	0			320		
17	KAZ	JUA	KAZAKHSTAN	320	320	0			320		
17	TUN	AJU	TUNISIA	320	320	0			320		
17	UZB	JUA	UZBEKISTAN	320	320	0			320		320
21	CHI	PJC	CHILE	252	0	252		252			
21	PER	PJC	PERU	252	0	252		252			
21	RSA	AJU	SOUTH AFRICA	252	0	252		252			
24	BDI	AJU	BURUNDI	182	0	182		182			
24	GUI	AJU	GUINEA	182	0	182		182			

26	GEO	EJU		GEORGIA	126	0	126				252	1000
26	POL	EJU		POLAND	126	0	126				252	
28	POR	EJU		PORTUGAL	91	0	91				182	
29	ISR	EJU		ISRAEL	56	0	56				112	