



IJF Juniors Mixed Teams World Ranking List



Latest Update: 30/10/2019

The Junior Mixed Teams World Ranking List will consist of points from Continental Championships Mixed Teams and World Championships Mixed Team

	Continental Ch. Senior	World Ch. Senior
1st place	700	2000
2nd place	490	1400
3rd place	350	1000
5th place	252	720
7th place	182	520
1/16th	112	320
1/32nd	84	240

The points for each Mixed Junior Teams Championships will expire as follows:

- In the first 12 months after the Junior Championship the points will count 100%
- After 12 months points will be reduced to 50%
- After 24 months points will be reduced to 0%

The dividing line is the following week (week number) in which the Championship was held. Beginning of the week is defined as Monday.

Exception: For the equal treatment of all Continents, the Continental Championships will be treated as they were held on week number 26 regardless of the week number that they are organized in. The points reduction/expiration will be done on Monday of week 27.

The Ranking:

The results will count **starting from World Mixed Teams Championships 2017**. Points will be allocated even if no match was won.

Additional Rules:

In case of equality of total points, the higher ranking will be decided by:

- The highest sum of the current points from all World Mixed Team Senior Championships.
- The highest sum of the current points from all Continental Mixed Team Championships.

For any questions, corrections or feedback please contact Mr. Matthias FISCHER: fischer@ijf.org





Juniors

IJF Mixed Teams World Ranking List



30/10/2019

Ranking	Nation	Continent	Country	Total score	World CS Sum	Continental CS Sum	World Championships '19	Continental '19	World Championships '18	Continental '18	World Championships '17
							100%	100%	50%	50%	0%
1	JPN	JUA	JAPAN	3000	3000	0	2000		2000		2000
2	RUS	EJU	RUSSIA	2950	1900	1050	1400	700	1000	700	1000
3	FRA	EJU	FRANCE	1857	1360	497	1000	252	720	490	520
4	GEO	EJU	GEORGIA	1836	1360	476	1000	350	720	252	320
5	BRA	PJC	BRAZIL	1420	1420	0	720		1400		320
6	GER	EJU	GERMANY	1336	811	525	720	350	182	350	1000
7	ALG	AJU	ALGERIA	1050	0	1050		700		700	
8	EGY	AJU	EGYPT	735	0	735		490		490	
9	MAR	AJU	MOROCCO	670	320	350	320	350			
10	ITA	EJU	ITALY	581	0	581		490		182	320
11	CHN	JUA	CHINA	520	520	0	520				
11	KOR	JUA	KOREA	520	520	0	520				
13	KAZ	JUA	KAZAKHSTAN	500	500	0			1000		720
14	SEN	AJU	SENEGAL	427	0	427		252		350	
14	RSA	AJU	SOUTH AFRICA	427	0	427		252		350	
14	NED	EJU	NETHERLANDS	427	0	427		252		350	1400
17	TUN	AJU	TUNISIA	350	0	350		350			
17	AUS	OJU	AUSTRALIA	350	0	350				700	320
19	MGL	JUA	MONGOLIA	320	320	0	320				520
19	UZB	JUA	UZBEKISTAN	320	320	0	320				720
21	POR	EJU	PORTUGAL	308	0	308		182		252	
22	NCL	OJU	NEW CALEDONIA	245	0	245				490	
23	POL	EJU	POLAND	238	0	238		182		112	
24	UKR	EJU	UKRAINE	168	0	168		112		112	
24	AUT	EJU	AUSTRIA	168	0	168		112		112	320

24	HUN	EJU		HUNGARY	168	0	168		112		112	320
27	BDI	AJU		BURUNDI	126	0	126				252	
27	GAB	AJU		GABON	126	0	126				252	
29	AZE	EJU		AZERBAIJAN	112	0	112		112			
29	FIN	EJU		FINLAND	112	0	112		112			
29	CRO	EJU		CROATIA	112	0	112		112			320
32	BLR	EJU		BELARUS	91	0	91				182	
33	CZE	EJU		CZECH REPUBLIC	56	0	56				112	
33	GRE	EJU		GREECE	56	0	56				112	
33	ROU	EJU		ROMANIA	56	0	56				112	
33	SRB	EJU		SERBIA	56	0	56				112	
33	TUR	EJU		TURKEY	56	0	56				112	