

GUIDANCE OF JUDO GI CONTROL DURING IJF COMPETITIONS

From 1 September 2016



IJF JUDO GI SUPPLIERS UPDATED ON 18/07/2016

Master Supplier



Green Hill

Official Supplier



SFJAM Noris

Supplier



Adidas Double D



Budo Sport (HIKU)



DANRHO Sport Rhode



Essimo



Fighting Film



Kappa



Mizuno



Kusakura



Matsuru



Daedo



Toyo martial arts

The judogi control is placed under the responsibility of the IJF Education Commission.

1) SPARE JUDOJI SUPPLY:

During the competitions organized by IJF, the organizers will supply blue and white judogi of different sizes. The belts of different sizes must also be supplied. Judogi will be available in the “call room” so that any change requirement could be met as quickly as possible. A closed structure for any change request must be located in the control zone.

The replacement judogi must be used only in the following cases:

- Torn judogi during a fight
- bloodstains or any other apparent stains
- irregular size
- irregular or missing backnumber
- inappropriate advertising
- inappropriate emblem
- unofficial brand
- jacket and trousers, if not the same brand
- inappropriate color
- worn out judogi...

The judogi are supplied by the organizers for a fight. The competitor must leave his accreditation card or part/parts of the judogi which does not meet the requirements of the IJF regulations, to the organizers in exchange of the irregular element(s). The spare judogi must be returned back immediately by the end of the fight.

Each athlete is obliged to go through the judogi control before his fight. A specific zone is dedicated for that purpose.

If a competitor refuses to comply with the rules, he/she will exclude himself/herself from the competition.

Note : The spare judogi are supplied for the competitors as a “service”. The organizers cannot be blamed if a competitor cannot find a judogi with a suitable size, whatsoever.

2) PRESENTATION

The judoka has to show up in the regular dress he would have to appear on the tatami. The EC has decided to cancel the disqualification for a judogi which does not conform to the rules and has replaced it with a coach penalty. If an athlete does not respect the judogi rules, the coach who is responsible for the athlete would be suspended for the rest of the competition of the day. In the case of a repeated offence the coach would then be suspended for the rest of the competition.

3) JUDOGI CONTROL PROCEDURE:

1. The judogi must not be wet, and show any particular stains.
2. The jacket and the trousers need to be of the same brand and of a uniform color.
3. The name of the fighter on the accreditation card has to correspond to the backnumber.
4. The “IJF Approved” label on the jacket, the trousers and the belt is controlled with a UV optical lamp.
5. The logo of the judogi manufacturer approved as “IJF Official supplier” must appear on the jacket, the trousers and the belt. The brand of the Judogi manufacturer must be identical for the jacket and the trousers.
6. The appropriate backnumber, entirely sewed, with the name of the competitor (corresponding to the accreditation card) and the dedicated advertising of the competition (which can be different for the white and blue Judogi according to the competition protocol).
7. National emblem (on the left side of the jacket at the chest level).
8. Control of the corresponding advertising.
9. Control of jackets, trousers (the malleolus must be visible and accessible for checking the length of the trousers) and belt size in compliance with the current regulations
10. Control of any Protections (knee pad, elbow pad, shin pad...). No metallic part or any other part made of rigid material is allowed. The control of the size of the judogi is operated with the worn protections.
11. Long hair must be tied.



4) WEARING-OUT OR BLOODSTAIN

-A fighter’s judogi must not show any worn out signs, particularly on the collar and the lapel. If the condition of the judogi is assessed as unsatisfactory, the fighter must wear a spare judogi.

- In case of a bloodstain on the judogi, the fighter must wear a spare judogi.

5) MARKING MATERIAL (LOGO, EMBLEM, ADVERTISING...):

Markings have to be made with material which doesn't prevent good judo practice.

Note : In case a fighter wears a color belt (brown, blue or green), this one must be made of soft material. Exemption of the IJF label

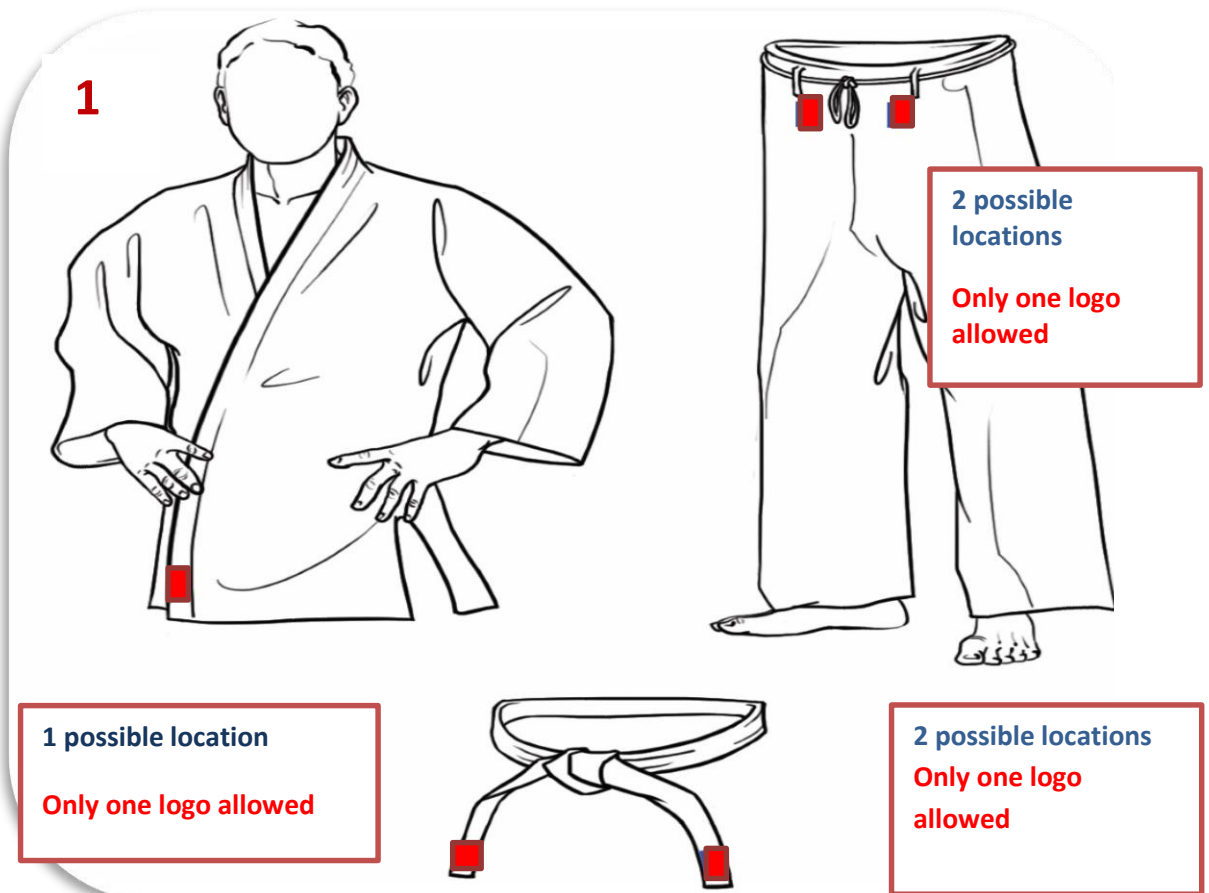
No element (sticky, sewed...) masking an element of judogi or belt is allowed.

6) IJF LABEL (SEE PICTURE 1):

Identification corresponding to IJF current rules. Unforgeable optical label certifying that the judogi complies with the IJF current rules.

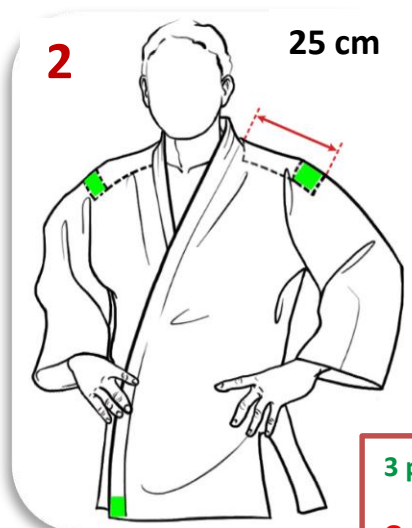
The label is fixed:

- On the front side and the bottom of the jacket, on the left side (jacket is folded on the right side), near or in the reinforced zone.
- On the front side and the top of the trousers, close to the middle.
- at one of the two edges of the belt*



7) LOCATION OF THE MANUFACTURER'S LOGO (SEE PICTURE 2):

Only one manufacturer's logo per clothing item is allowed (jacket, trousers, and belt)
It must be in an area of **MAXIMUM 30 CM²** and should be fixed:



On the jacket in a visible area, **MAXIMUM 30 CM²**:

- Either on the bottom, on the left side (when jacket crossed on the right side), near or in the reinforced zone. See picture 2.
- Or at the bottom edge and inside the publicity zone permitted on the shoulders (25cmx5cm). See picture 2.

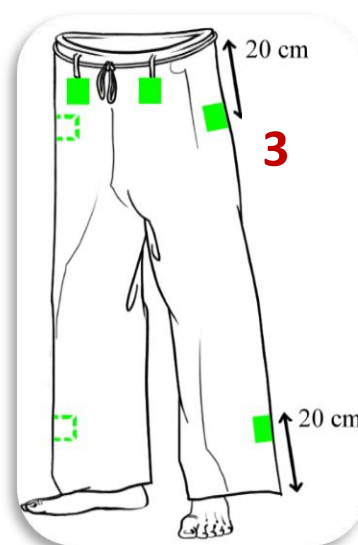
3 possible locations

Only one logo allowed

On the trousers, in a visible area, MAXIMUM 30 CM²

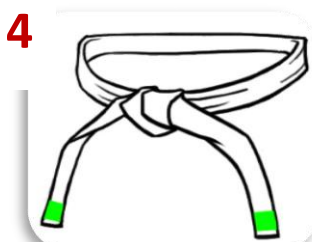
(see picture 3):

- Either at the top, at the front side or outside (Maximum 20cm from the waist string)
- Or at the bottom, on one of the two trousers at the front side or outside (maximum 20 cm from the bottom of the lower edge of the trousers)



8 possible locations

Only one logo allowed



On the belt, in a visible area, **MAXIMUM 9 CM²** (see picture 4):

- at one of the two edges.

2 possible locations


Only one logo allowed

8) NATIONAL EMBLEM (SEE PICTURE 5):

Official identification of a nation, a National Olympic Committee or an IJF affiliated national federation.

No commercial brand can be associated to it. It is fixed on the left side, at the chest level. Maximum surface 100 cm²

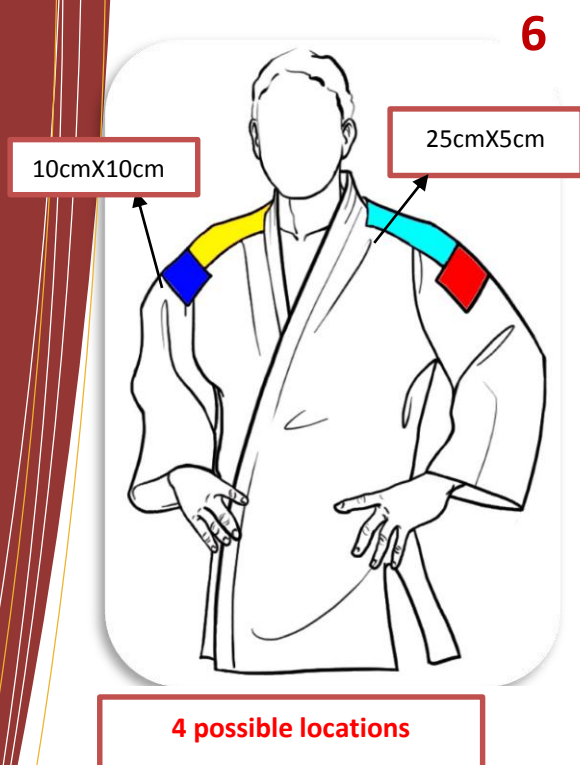
It can also appear in the publicity space. (See picture 6)



1 possible location

Only 1 emblem allowed

9) ADVERTISING (SEE PICTURE 6):



4 possible locations

Advertising is allowed only on the jacket. It must respect the practical provisions of IJF. The advertising cannot mention political, denominational or sport organizations other than the IJF, the Continental Unions, member National Federations, their organizations and affiliated clubs. It is not permitted to make the promotion of tobacco, alcohol, any prohibited substances during the fight listed in the doping code, of any product, property or service contrary to the morals and to the good customs.

On the visible part of the jacket the advertising can appear in 4 advertising spaces:

- on the sleeves, inside the surface of maximum 10x10 cm, situated at 25 cm from the lower part of the collar.
- on the shoulders, a stripe of 25cm x 5cm. The stripe must be calculated from the lower part of the collar down the sleeve.


A Maximum of 4 different publicities are permitted. **Only one publicity is allowed per space.**

10) ADDITIONAL ADVERTISING RESERVED FOR THE ATHLETE

(SEE PICTURE 7):

The International Judo Federation wished that the athletes could provide their economic partners an advertising space allowing them to make their own promotion.

An advertising reserved for the athlete is allowed only on the judogi jacket, on the right side. This one must appear in a rectangle of 10cm X 5cm. It cannot be competing of the judogi brand and of the advertising reserved to the Federation (except agreement of this one). It is not permitted to make the promotion of tobacco, alcohol, any substances within the fight listed in the doping code, of any product, property or service contrary to the morals and to the good customs.

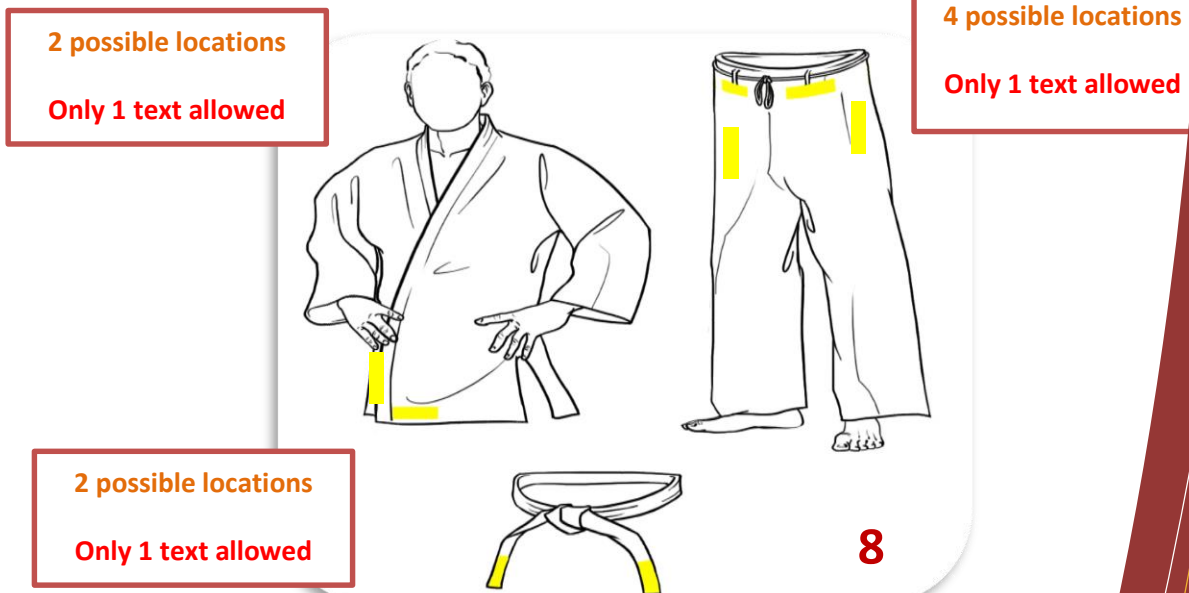


11) MARKING (SEE PICTURE 8):

The name of the fighter is permitted:

- On the bottom of the jacket
- On the top of the trousers
- On one of both extremities of the belt

The letters composing the name of the fighter should not exceed a height of 4 cm and a length of 20cm. No other marking will be accepted.



12) BACK NUMBER (SEE PICTURE 9):

9

It is fixed on the back of the jacket, sewed in a solid and regular way. The top of the backnumber must be placed at 3 cm from the collar. During the competitions organized by IJF, it must include the publicity of the competition (which is different for white and blue judogi).



13) COLOR:

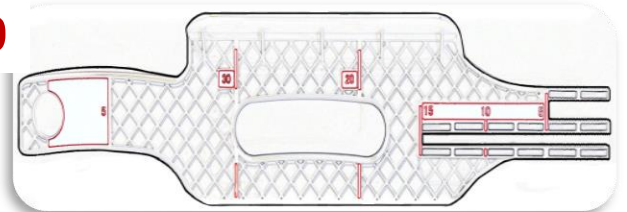
The jacket and the trousers should be of a uniform color and correspond to the following color references:

- White: Snow white reference
- Blue: maximum Pantone color: 285M 5M minimum Pantone color: 286M

14) JUDOGI SIZE (SEE PICTURE 10):

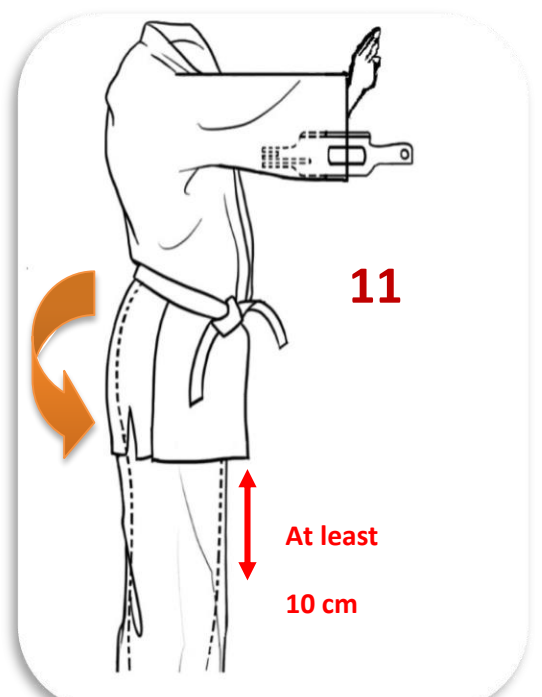
Judogi and belt are controlled by SOKUTEIKI

10



JACKET (SEE PICTURE 11):

- The jacket has to cover completely the buttocks. It has to be 10 cm at least from the knee.
- At the sleeves level (During the control the arms must be straight and fists closed):
- The SOKUTEIKI must slip inside entirely and smoothly.
- Judogi sleeves must cover up the full arm including wrist in the control position of the judogi jacket (open arms).



PICTURE 12

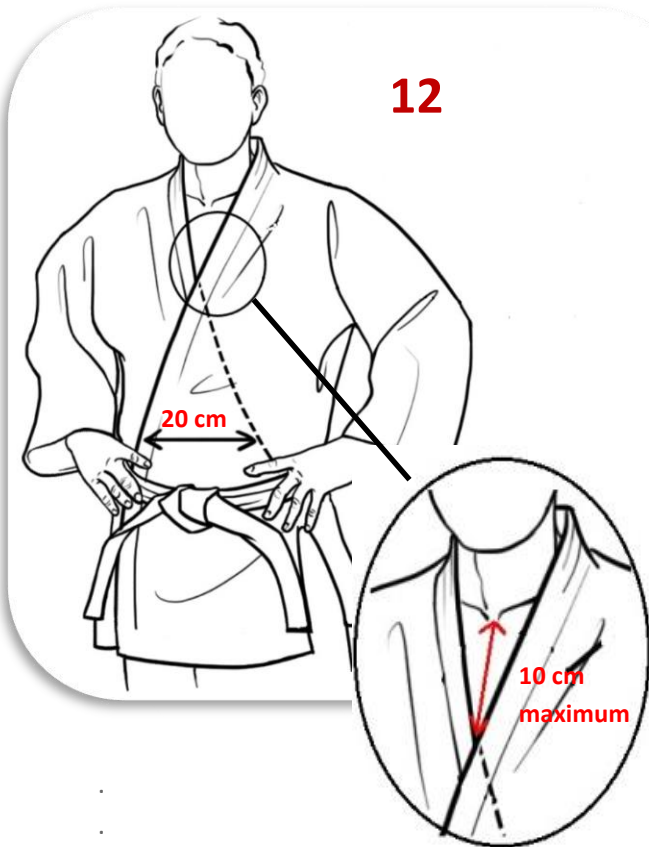
Crossing points of the jacket must be at more than 20 cm

- The distance between the 2 lapels of the jacket horizontally, needs to be of a minimum of 20 cm.

-The thickness of the lapel side must be less or equal to 1cm.

- the width of the lapel side must be 4 cm.

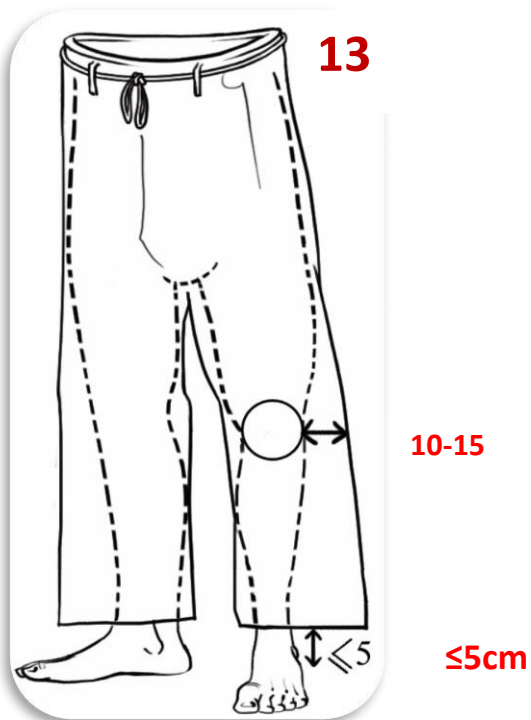
- The distance between the sternum top and the lapel crossing point of the jacket vertically must be less than 10cm



TROUSERS (SEE PICTURE 13):

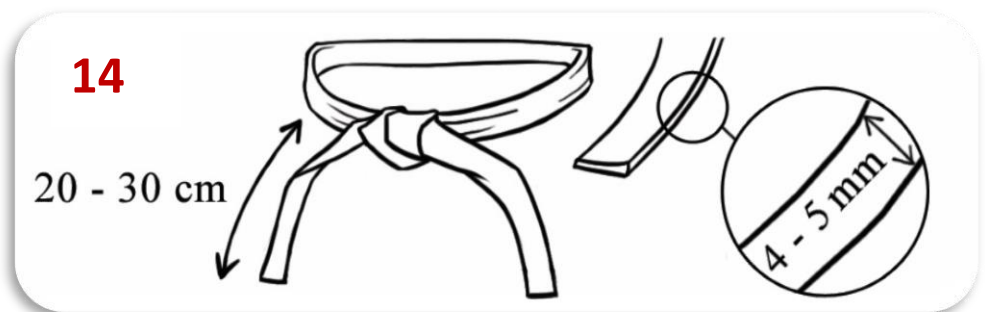
-the distance between the bottom of the trousers and the exterior malleolus (ankle) must be less or equal to 5 cm.

- the width must be between 10 and 15 cm at the knee level



BELT (SEE PICTURE 14):

- the thickness must be between 4 and 5 mm
- the tips starting from the central knot must have a length between 20 and 30 cm.
- the knot must be correctly and tightly made
- The belt must not be made of a stiff and/or slipping material



15) TEE-SHIRT (FOR WOMEN)

- of white color, short-sleeved, round-necked.
- marking of the manufacturer logo, of maximum 20 cm² is authorized. It cannot be visible while the judogi is done.
- the national emblem representing the official identification of a nation, a National Olympic Committee or national federation member of IJF can be fixed on the chest, on the left side.
- no commercial marking can appear.